

**DEL NORTE SOLID WASTE MANAGEMENT AUTHORITY  
CITY OF CRESCENT CITY  
COUNTY OF DEL NORTE  
STATE OF CALIFORNIA**

**Board of Supervisors Chambers  
Flynn Center 981 H Street  
Crescent City, CA**

**Special Session**

**Tuesday May 23, 2017**

**3:30 PM**

+++++  
The Solid Waste Management Authority of the City of Crescent City and the County of Del Norte, State of California, is now meeting in Special Session. Only those items that indicate a specific time will be heard at the assigned time. All items may be taken out of sequence to accommodate public and staff availability.

+++++  
All documents referred to in this agenda are available at the Office of the Del Norte Solid Waste Management Authority at 1700 State Street in Crescent City, between the hours of 8 A.M. and 5 P.M. Monday through Friday OR online at [www.recycledelnorte.ca.gov](http://www.recycledelnorte.ca.gov)  
For more information call 465-1100 or email [dnswwa@recycledelnorte.ca.gov](mailto:dnswwa@recycledelnorte.ca.gov)

**3:30 PM CALL MEETING TO ORDER / ROLL CALL  
PLEDGE OF ALLEGIANCE**

**PUBLIC COMMENTS:**

**3:30 PM** ANY MEMBER OF THE PUBLIC MAY ADDRESS THE SOLID WASTE MANAGEMENT AUTHORITY ON ANY MATTER ON OR OFF THE AGENDA. After receiving recognition from the Chair, please give your name and address for the record. Comments will be limited to three minutes.

**OPEN SESSION ITEMS:**

**1. CONSENT AGENDA**

- 1.1 Approve minutes, Special Session, Tuesday April 11, 2017. \*\*
- 1.2 Approve minutes, Special Session, Thursday May 11, 2017. \*\*
- 1.3 Approve payment of claim 7894 to Redwoods Leavitt Insurance in the amount of \$10,419.00. \*\*
- 1.4 Approve payment of claim 7879 to Busch Systems International in the amount of \$8,977.47 for recycling bins at the airport, which had been pre-approved in concept on 21 February 2017.\*\*
- 1.5 Approve sponsorship for the 2017 Del Norte County Fair in the amount of \$2,000, plus approval of three Authority-allocated bin pulls. \*\*
- 1.6 Approve four Authority-allocated bin pulls to support activities associated with 4<sup>th</sup> of July celebrations and July 5<sup>th</sup> beach cleanup. \*\*
- 1.7 Approve a FY 16/17 budget transfer in the amount of \$13,348.00 \*\*

## **END CONSENT AGENDA**

### **2. DIRECTOR'S & TREASURER'S REPORTS**

**Agenda items 2.1 through 2.5 are provided for information only**

- 2.1 Director's Report \*\*
- 2.2 Treasurer/Controller Reports for March 2017 \*\*
- 2.3 Claims approved by Director for April 2017 \*\*
- 2.4 Monthly Cash and Charge Reports for April 2017\*\*
- 2.5 Earned Revenue Comparisons between FY15/16 and FY16/17 \*\*

### **DISCUSSION/ACTION ITEMS**

#### **3. LANDFILL POSTCLOSURE**

- 3.1 Status report regarding the process and actions for reducing the multiplier for assessing the liability associated with the Crescent City Landfill, including update of documents such as Resolution 2014-02, Adopting a Pledge of Revenue as Financial Assurance for Post-Closure Maintenance and Corrective Action. \*\*

#### **4. COLLECTIONS FRANCHISE**

- 4.1 Discussion and possible action regarding Collections Change Order 11, adjusting collection rates based on changes to the consumer price index (CPI-U). \*\*

#### **5. TRANSFER STATION**

- 5.1 Presentation by Jesse Solorio of Lawrence & Associates regarding the strategy and process for repairing the floor at the Del Norte County Transfer Station.
- 5.2 Discussion and possible action regarding Transfer Station Operations Change Order 25 adjusting transfer station operations fees based on changes to the consumer price index (CPI-U). \*\*

#### **6. OTHER GENERAL SOLID WASTE AUTHORITY MATTERS**

- 6.1 Discussion and possible action regarding Resolution 2017-01, adjusting refuse disposal rates adjusting the Franchise Collection Rates and the Refuse Disposal Rates for the Del Norte County Transfer Station, the Klamath Transfer Station & the Gasquet Transfer Station. \*\*

- 6.2 Discussion and possible action regarding advocacy positions for legislation being considered by the California Legislature, including AB 1288 and SB 168. \*\*

**7. ADJOURNMENT**

Adjourn to the next Regular Meeting of the Del Norte Solid Waste Management Authority scheduled for 3:30 P.M. Tuesday June 20, 2017 at the Del Norte County Board of Supervisors' Chambers, 981 H Street, Suite 100 in Crescent City.

**\*\* Asterisks next to Agenda Item indicates an associated attachment**

**DEL NORTE SOLID WASTE MANAGEMENT AUTHORITY  
CITY OF CRESCENT CITY  
COUNTY OF DEL NORTE  
STATE OF CALIFORNIA**

**Special Session, Tuesday April 11, 2017, 3:30 PM**

**PRESENT:** Commissioner Lori Cowan  
Commissioner Jason Greenough  
Commissioner Chris Howard, Vice Chair  
Commissioner Blake Inscore, Chair  
Commissioner Eli Naffah, Secretary  
Director Tedd Ward  
Legal Counsel Martha Rice  
Authority Treasurer/Controller Rich Taylor  
Authority Clerk Katherine Brewer

**ABSENT:** none

**ALSO PRESENT:** Heidi Kunstal, Del Norte County Community Development Director  
Dominic Mello, Del Norte County Code Enforcement Officer  
Brian McNalley, Del Norte County Department  
of Environmental Health  
Wes White, Hambro / Waste Solutions Group  
Jeremy Herber, Recology Del Norte

**3:30 PM CALL MEETING TO ORDER**

Chair Inscore called the meeting to order in special session at 3:30 p.m.

Roll was taken with Commissioners Cowan, Greenough, Howard, Inscore, and Naffah present.

**PLEDGE OF ALLEGIANCE**

The pledge was led by Chair Inscore.

**OPEN SESSION ITEMS:**

Items were taken out of order.

**6.2 Discussion, possible action and presentation of 2017 Green Ribbon Awards. 071805**

Green Ribbon awards were presented to the following:

- Walter Mackelburg of Surfrider Foundation
- Corey Munger's 5<sup>th</sup> Grade Class at Mary Peacock School
- Ross Morgan of Mary Peacock School
- Janet Gilbert of Tolowa Dunes Stewards
- Sandra Jerabek of Tolowa Dunes Stewards
- Stephen "Broomslayer" Gibbs of Tolowa Dunes Stewards
- Kane Jackson of Tolowa Dunes Stewards
- Mitsi Risai of Tolowa Dunes Stewards
- Melissa McDowell of Tolowa Dunes Stewards
- Eileen Cooper of Tolowa Dunes Stewards
- Craig Strong of Tolowa Dunes Stewards
- Donna Thompson of Tolowa Dunes Stewards
- Julie Badorek & the Julindra Recycling Staff
- Deborah White & Gasquet Mountain School

## **7. ABANDONED VEHICLE ABATEMENT SERVICE AUTHORITY**

**7.1** Update on a letter received from the Department of Motor Vehicles regarding agency costs associated with implementing the extension of the Abandoned Vehicle Abatement Fee Program for Del Norte County.

**010203**

The Chair recessed the meeting of the Del Norte Solid Waste Management Authority at 3:39 p.m., and immediately convened as the Abandoned Vehicle Abatement Service Authority (AVA) with Commissioners Cowan, Greenough, Howard, Inscore, and Naffah present.

Community Development Department Director Heidi Kunstal summarized a letter from the Department of Motor Vehicles received by AVA informing them that they would be responsible for paying an extension implementation fee of \$11,188.41 in order to continue participation in the AVA program. Should the AVA withdraw from the program, it would be subject to a fee of approximately \$30,000.00.

Commissioners Cowan and Howard were going to be in Sacramento in May. They made plans to lobby on this issue because of the high cost to rural counties.

**7.2** Discussion and possible action regarding the draft budget proposed for FY 17/18 for the Del Norte Abandoned Vehicle Service Abatement Authority.

**010203**

On a motion by Commissioner Howard, seconded by Commissioner Cowan, and unanimously carried on a polled vote, the Del Norte Solid Waste Management Authority approved the draft budget proposed for FY 17/18 for the Del Norte Abandoned Vehicle Service Abatement Authority.

Eileen Cooper, County resident, proposed charging property owners at Pacific Shores for vehicles and trash dumped at their undeveloped subdivision.

The Chair adjourned the meeting of the Abandoned Vehicle Abatement Service Authority at 3:48 p.m. and immediately reconvened as the Del Norte Solid Waste Management Authority.

#### **PUBLIC COMMENTS:**

Bill Lonsdale, City resident, commended Recology for the recycling flyer he had recently received in the mail. He felt it would be very helpful.

Eileen Cooper, County resident, encouraged the Board to donate a bin to the Klamath River Clean-up event this year.

#### **1. CONSENT AGENDA**

- 1.1 Approve minutes, Regular Session, Tuesday, March 21, 2017.
- 1.2 Approve payment of claim 7859 to North Coast Laboratories in the amount of \$10,449.00 for invoices 132530 and 132531.
- 1.3 Approve a FY 16/17 budget transfer in the amount of \$200. **022101**
- 1.7 \*ADDED ITEM\* Approve request from the Yurok Tribe for one Authority-allocated bin pull to support the annual Klamath River Clean-up on April 15.

#### **END CONSENT AGENDA**

On a motion by Commissioner Howard, seconded by Commissioner Greenough, and unanimously carried on a polled vote, the Del Norte Solid Waste Management Authority approved and adopted the consent agenda, consisting of items 1.1 to 1.4.

#### **2. DIRECTOR'S & TREASURER'S REPORTS**

**Agenda items 2.1 through 2.5 are provided for information only**

- 2.1 Director's Report. **231501**
- 2.2 Treasurer/Controller Reports for February 2017.
- 2.3 Claims approved by Director for March 2017.
- 2.4 Monthly Cash and Charge Reports for March 2017.
- 2.5 Earned Revenue Comparisons between FY15/16 and FY16/17.

The above-listed reports were presented and accepted.

#### **DISCUSSION/ACTION ITEMS**

### **3. LANDFILL POSTCLOSURE – No Items**

### **4. COLLECTIONS FRANCHISE**

- 4.1** Discussion and possible action regarding status report from the Recycling and Processing Ad Hoc committee's discussions with Recology Del Norte regarding strategies to reduce the proportion of contamination in recyclable materials collected in Del Norte County, and possible scheduling of a Special Authority Meeting on April 27<sup>th</sup> devoted to this topic. **180510**

A lengthy discussion was held. Director Ward summarized recent meetings of the Recycling and Processing Ad Hoc Committee with Jeremy Herber of Recology Del Norte. On a motion by Commissioner Naffah and seconded by Commissioner Howard, the Board unanimously agreed to schedule a special Town Hall meeting on April 27<sup>th</sup>, starting at 5:30 PM to discuss possible strategies to reduce the proportion of trash and other contaminating materials in Recology Del Norte's recycling programs. Staff were directed to promote this meeting using advertisements on local radio stations and in the Del Norte TriPLICATE.

On a motion by Commissioner Howard and seconded by Commissioner Greenough, the Authority Board unanimously agreed to Recology Del Norte's request to relocate the community recycling bins from the Del Norte County Fairgrounds to the Del Norte County Transfer Station, and changed the annual number of Authority-allocated bin pulls from 20 to 21.

Eileen Cooper suggested that the Authority use the space on the concrete walls of the Del Norte County Transfer Station facing Elk Valley Road for outreach.

### **5. TRANSFER STATION**

- 5.1** Discussion and possible action regarding management of home-generated sharps in Del Norte County. **190801**

Director Ward described current management of home-generated sharps in Del Norte County. Brian McNalley of the Del Norte County Department of Environmental Health explained his reasons for requiring the sharps be placed in FDA-approved sharps containers before being brought to a sharps drop-off location. No action was taken.

Janet Gilbert suggested that there be a public receptacle for sharps.

## **6. OTHER GENERAL SOLID WASTE AUTHORITY MATTERS**

**6.1** Discussion and possible action regarding review, comment and process for approving the proposed Authority Budget for Fiscal Year 2017 / 2018.

**022102**

Director Ward presented a summary of the proposed budget and highlighted changes to the budget compared to the prior fiscal year. Commissioner Howard requested that the presented budget include an Over/Under column comparing the fiscal years. By consensus, staff were directed to transmit the proposed budget to the Del Norte County Board of Supervisors and the Crescent City Council as required under the Second Amended Joint Powers Agreement and return with any written comments that are adopted by either of these boards.

**6.3** Discussion and possible cancellation of the Regular Authority meeting scheduled for April 18, 2017.

On a motion by Commissioner Howard, seconded by Commissioner Cowan, and adopted by a unanimous vote, the regular Authority meeting scheduled for April 18<sup>th</sup>, 2017 was cancelled.

## **8. CLOSED SESSION ITEMS**

**8.1** CONFERENCE WITH LEGAL COUNSEL – ANTICIPATED LITIGATION

Pursuant to Government Code Section 54956.9(d)(2),(4):

One case.

**8.2** PUBLIC EMPLOYEE PERFORMANCE EVALUATION

(Gov. Code Section 54957) (Title: Director)

The Chair recessed the open meeting of the Del Norte Solid Waste Management Authority and convened in closed session at 5:04 P.M. The closed session was adjourned at 5:28 P.M. and the meeting reconvened immediately in open session. Counsel reported that no action was taken.

## **9. ADJOURNMENT**

At 5:28 P.M., Chair Inscore adjourned to the Special Meeting of the Del Norte Solid Waste Management Authority scheduled for 5:30 p.m., April 27, 2017 at the Crescent City Waste Water Treatment Plant Meeting Room, 210 Battery Street, in Crescent City.



There being no further business to come before the Authority, the Chair adjourned the meeting at 5:28 P.M., until the Special Meeting on April 27, 2017.

\_\_\_\_\_  
Blake Inscore, Chair  
Del Norte Solid Waste Management Authority

Date / /

ATTEST:

\_\_\_\_\_  
Eli Naffah, Secretary  
Del Norte Solid Waste Management Authority

Date / /

Submitted:

\_\_\_\_\_  
Katherine Brewer, Clerk  
Del Norte Solid Waste Management Authority

Date / /

**DEL NORTE SOLID WASTE MANAGEMENT AUTHORITY  
CITY OF CRESCENT CITY  
COUNTY OF DEL NORTE  
STATE OF CALIFORNIA**

**Special Town Hall Session, Thursday May 11, 2017, 5:30 P.M.**

**PRESENT:** Commissioner Blake Inscore, Chair  
Commissioner Lori Cowan, Secretary  
Commissioner Jason Greenough  
Commissioner Chris Howard, Vice Chair

Director, Tedd Ward  
Clerk/Administrative Assistant, Katherine Brewer  
Facilities & Programs Coordinator, Kyra Seymour

**ABSENT:** Commissioner, Eli Naffah

**ALSO PRESENT:** Jeremy Herber, Recology Del Norte

**5:30 P.M. CALL MEETING TO ORDER**

Chair Inscore called the meeting to order in special session at 5:30 P.M. Roll was taken with Commissioners Cowan, Greenough, Howard, and Inscore present.

**5:30 P.M. PUBLIC COMMENTS:**

Chair Inscore called for public comments. None were made.

**OPEN SESSION ITEMS:**

1. Discussion and possible action regarding the proportion of trash and other non-recyclable contaminating materials in Recology Del Norte's Recycling Programs and strategies to reduce contamination to 10% or lower.

Director Ward provided a PowerPoint presentation which provided background and an introduction to the topic of discussion.

In addition to the written comments attached to these minutes, the following verbal comments were made by the public:

Bill Lonsdale, (City Resident) asked for clarification on what constitutes "trash?" Loose paper? Jeremy Herber, General Manager for Recology Del Norte replied that opened junk mail, paper shreds and office paper are all to be bagged before being placed in any recycling bin. Bagged paper is preferable for reasons, keeping it from making a mess in the neighborhood, and keeping it dry when encountering other recyclables.

Bill Lonsdale suggested that the "...Board should spend effort leaning on lawmakers to pressure processors to take more types of materials."

Jake Smith (County Resident) asked, "What is the current marketability of Recycling?"

Mr. Herber replied: "Currently recyclables are not being marketed, in that Recology Del Norte receives no money directly for any recyclable material they are collecting. Recology Recycles as much as possible in order to be responsible, as there is currently no financial incentive."

Eileen Cooper (County resident): "What is the % contamination of the community bins currently at transfer station?"

Mr. Herber replied that "Contamination has been reduced since those bins were moved from Fairgrounds. While Recology Del Norte is now recycling materials from those bins, the contamination level is still not at 10 percent."

Ms. Cooper: "Are Julindra's recyclables below 10 percent contamination?"

Jeromy: "I'm not sure, but there is an attendant"

Rich Knutson (County resident): "Can we place trash bin next to recycling bin, and would it be beneficial to have these locations manned?"

Mr. Herber: "People would take advantage of the trash bin. It would be constantly full, and the cost of supervision would be difficult to account for."

Mr. Knutson: Could we start our own processing center?

Mr. Herber: To have a chance of being profitable, a Processor requires a minimum throughput of about 10,000 tons per year. Del Norte does not have recycling tonnages anywhere close to that."

Julie Bayon (County resident) felt that there were many 'scofflaws' in our community. She wondered how to reach these people?

Mr. Herber: We do have outreach in schools

Ralph Johansen (County resident): "My Granddaughter going to DN High School never hears about recycling at school. We need to band together with other likeminded communities"

Commissioner Cowan: I helped with recycling outreach for elementary schools when I was on the School District Board. While there may be less outreach for with older kids, there is a recycling club at the high school.

Janet Gilbert (County resident): "Would some kind of sliding scale possible like a garbage clinic?"

Mr. Herber: "To reduce, subsidize or eliminate the rates for some, the rates for others must go up. There is not enough money in the system to afford such a subsidy, for this economically depressed county.

Jake Smith (County resident): "I think mandatory trash collection service would address many of these issues. There should be bins for those who want to recycle, but otherwise standard service would be a large bin for trash."

Ralph Johansen (County resident): "Property owners need to take responsibility for their properties and the waste that comes from them."

Director Ward: Under the Authority's ordinances, property owners and landlords are currently responsible for providing trash and recycling services for their properties, either by subscribing to Recology Del Norte's services or by self-hauling on a weekly basis.

Pat Black (City resident): What enforcement is there to catch people who are doing it wrong?"

Mr. Herber: Some customer's carts have been pulled. There are many challenges to enforcement. Some people will place bags of trash in middle of recycling bin. Outreach and enforcement is reducing contamination. So progress is being made, but it is very slow.

Commissioner Cowan: How many unstaffed community recycling bins locations are there?

Mr. Herber: Three: one at the Smith River Post Office, one at the Ship Ashore resort, and one at the Fort Dick Fire Station.

Marylou Pettaway (City resident): I had used fairgrounds until I realized there was too much contamination. Should the bags for bagging other recyclables paper or plastic?

Mr. Herber "We prefer paper, but there are still plastic ones being accepted."

Eileen Cooper (County resident): Perhaps low income residents could register to be recycling assistance volunteers for a discount in their rates? We could thus create 'Good Samaritans of recycling.' She thinks residents are feeling hopeless. Maybe unmanned recycling drop-offs don't work if we have to have less than 10% contamination? Maybe we need smart cans that tell you how to dispose?

Bill Lonsdale (City resident): What is the status of the proposal to require a 96 gal trash cart as the basic level of service?

Chair Inscore: The Recycling Ad Hoc Committee did look at other options, but having a large 96 gallon basic trash service seemed to work as a method to reduce contamination in recyclables for other communities. At this point, the 96 gallon cart as the basic trash service is still only in proposal/idea stage.

Julie Bayon (County resident): Perhaps we could reduce contamination by reducing the complex variety of materials that are accepted in the recycling programs. Maybe reduce what

is acceptable as recycling, like just four things like glass, cans, plastic bottles, and cardboard. Super simplification.

Jake Smith (County resident): Some good news, Taco bell is going biodegradable.

Rich Knutsen (County resident): Manufactures are not helping.

Ralph Johansen (County resident) commented that the Del Norte Triplicate could do more to promote and educate people on recycling and the issues being discussed.

Jessica Cejnar, reporter for the Del Norte Triplicate, raised her hand to indicate that she would be reporting on this meeting and the issues discussed.

Bill Lonsdale (City resident) wanted to express his thanks to Recology Del Norte for their excellent service.

Julie Bayon (County resident): Thanks for having this Town Hall meeting.

Pat Black (city resident): "I am wondering who is using the community recycling drop off bins? Why couldn't those people not drop off their recycling at or on the way to the transfer station? Why do we still need community drop off stations?"

Mr. Herber: Transportation is an issue for some residents in these areas. Many people in Smith River have no transportation.

With no remaining unvoiced public comments, Chair Inscore adjourned the meeting at 6:54 P.M., until the next Special Meeting scheduled for May 23, 2017, starting at 3:30 at the Del Norte County Board of Supervisors' Chambers, 981 H Street, Suite 100 in Crescent City.

\_\_\_\_\_  
Blake Inscore, Chair  
Del Norte Solid Waste Management Authority  
Date            /        /

ATTEST:

\_\_\_\_\_  
Lori Cowan, Secretary  
Del Norte Solid Waste Management Authority  
Date            /        /

Submitted:

\_\_\_\_\_  
Katherine Brewer, Clerk  
Del Norte Solid Waste Management Authority  
Date            /        /

Vendor Redwood Levitt Ins. Agency  
785 E. Washington Blvd. #4

Claim ID: 7894  
Page 1 of 1

AUDITOR COPY

Crescent City CA 95531

Special  
Warrant  
Routing

Vendor ID:   
 PBSP Expense  
 Change of Address

Fund	Dept	Line	Proj	Amount	Description
422	421	20150		\$0.00	Policy #17/18 Renewals
422	421	20150		\$1,529.22	Package Renewal Premium
422	421	20150		\$8,889.80	Property Renewal Premium
Total Claim:				\$10,419.02	

COPY

1.3

I HEREBY CERTIFY THE ARTICLES OR SERVICES DESCRIBED ON THE ATTACHED INVOICES WERE NECESSARY FOR USE BY THE DEPARTMENT AND HAVE BEEN RECEIVED, AND THAT NO PRIOR CLAIM FOR SAME HAS BEEN

X 

5/10/2017  
Claim Date

**INVOICE**

**Redwoods Leavitt Insurance Agency**  
 785 E Washington Blvd., #4  
 Crescent City, CA 95531  
 Phone: (707)465-6508  
 Fax: (707)465-5422

<b>Policy #</b>	<b>17/18 Renewals</b>
<b>Date</b>	April 11, 2017

**Del Norte Solid Waste Management Authority**  
 1700 State Street  
 Crescent City, CA 95531

<b>Account Executive</b>
Bill Cochran
<b>Account Representative</b>
Vanessa Schaub

✕ Please detach and return with payment.

Date	Transaction	Description	Amount	Sub-Total
5/12/2017	Renewal	Property Renewal Premium	\$8,889.80	
5/16/2017	Renewal	Package Renewal Premium	\$1,529.22	\$10,419.02
				<b>Invoice Total</b>
				\$10,419.02

**Comments:**

Please remit payment to Redwoods Leavitt Insurance Agency.
Thank you!

*18321*  
*20150*

Vendor Busch Systems International Inc.  
 81 Rawson Avenue  
 CANADA  
 Barrie ON L4N 6E5

Claim ID: 7879  
 Page 1 of 1

AUDITOR COPY



Vendor ID:   
 PBSP Expense  
 Change of Address

Special  
 Warrant  
 Routing

Fund	Dept	Line	Proj	Amount	Description
422	421	20285	066	\$5,737.37	INV IN17-002018 Recycling Containers for Airport
422	421	20285	079	\$3,240.10	INV IN17-002018 Recycling Containers for Airport

Total Claim: \$8,977.47

**COPY**

15

I HEREBY CERTIFY THE ARTICLES OR SERVICES DESCRIBED ON THE ATTACHED INVOICES WERE NECESSARY FOR USE BY THE DEPARTMENT AND HAVE BEEN RECEIVED, AND THAT NO PRIOR CLAIM FOR SAME HAS BEEN

X *Heidi Marie Richardson*  
 Signature of Department Head/Authorized Deputy

4/24/2017

Claim Date





**BUSCH  
SYSTEMS**

**Busch Systems International Inc.  
81 Rawson Ave  
Barrie, ON, CANADA L4N 6E5**

**Phone: 800-565-9931 Fax: 705-722-8972**  
**Website: www.buschsystems.com**

**INVOICE**

**Invoice Number: IN17-002018**

<b>Invoice Date:</b> 4/12/2017	<b>Due Date:</b> 5/11/2017	<b>PO No.</b> SIGNED QUOTE/ -----
<b>Customer ID:</b> CU16-002753	<b>Tax Exemption No.</b>	<b>Terms:</b> NET 30 DAYS
<b>SalesPerson:</b> JEREMY ROBBINS		<b>Sales Order No.:</b> SO17-000646

**Bill To:** DEL NORTE SOLID WASTE  
**To:** KAYLEEN WARNER  
 1700 STATE STREET  
 CRESCENT CITY, CA 95531  
 United States  
**Phone:** 707-465-1100 **Fax:**  
**Email:** kayleen@recycledelnorte.ca.gov

**Ship To:** BORDER COAST REGIONAL AIRPORT AUTHORITY  
**To:** SUSAN DAUGHERTY  
 DEL NORTE SOLID WASTE  
 150 DALE RUPERT ROAD  
 CRESCENT CITY, CA 95531  
**Phone:** **Fax:**  
**Email:**

<u>Item No.</u>	<u>Item/Description</u>	<u>Order Qty</u>	<u>Unit</u>	<u>Quantity</u>	<u>Unit Price</u>	<u>Total Price</u>
90935-14	ARISTATA BODY DBL UNIT INC. LINER CIRCLE & RECTANGLE - WESTERN BREEZE - T4	10	Each	10	478.37	4,783.70
90920-1	ARISTATA BODY SINGLE UNIT INC. LINER CIRCLE LID - WESTERN BREEZE -(CG/T4)	1	Each	1	405.00	405.00
LABAR-CB	ARISTATA LABEL - CANS AND BOTTLES	11	Each	11		
LABAR-WO	ARISTATA LABEL - WASTE ONLY	10	Each	10		
UT2-32	UPTOWN 2 - INCLUDES BODY, DOOR & 2 LINERS GREYSTONE	4	Each	4	767.42	3,069.68
91120	INTERCHANGEABLE OPENING - RECTANGLE BLACK - 4.25 X 9.5	4	Each	4		
91100	INTERCHANGEABLE OPENING - CIRCLE ROYAL BLUE - 4.5 DIAMETER	4	Each	4		
91200	INTERCHANGEABLE BADGE FOR STAMPING ROYAL BLUE STAMPED IN WHITE "CANS AND BOTTLES ONLY W/ ICONS"	4	Each	4		
91202	INTERCHANGEABLE BADGE FOR STAMPING BLACK STAMPED IN WHITE "TRASH ONLY W/ ICON"	4	Each	4		
FREIGHT	SHIPPING + HANDLING	1	Each	1	719.09	719.09

21170

**COPY**

**Subtotal: 8,977.47**

**USD Total: 8,977.47**

**TERMS**  
 - All Product Remains the Property Of Busch Systems Int'l Inc. Until Paid in Full.  
 - No product is to be returned without our written authorization  
 - Goods returned must be shipped prepaid and are subject to a restocking fee  
 - 2% per month service charge on overdue accounts

# 41st District Agricultural Association

Phone 707-464-9556  
Fax 707-464-9519

421 Hwy 101 North  
Crescent City, CA 95531  
1-800-350-9556  
E-Mail: info@dnfair.org

April 7, 2017

Del Norte Solid Waste Management Authority  
1700 State St.  
Crescent City, Ca. 95531

Subject: 2017 Fair Sponsorship Family Day

Dear Ted,

We are in the planning stages of the 2017 Fair, which will be held August 3-6. In the past the Solid Waste Board has sponsored Family Day. Family Day is the last day of the fair, August 6th. Families receive admission to the fair for a low discounted price compliment of Solid Waste Authority. The sponsorship for the day is \$2,000. We are also requesting as part of your sponsorship , provide the fair at no charge, 2 - 20 yard dumpsters. We will need one dumpster emptied twice. For exchange of your sponsorship, the authority will be mentioned in our advertisements, provided space for a sign at each entrances, and provide booth space to give away information about the Authority. We also will have a link on our web site for your company and your name will be on our electric billboard prior to fair. . If you have any questions regarding Family Day sponsorship, please call me.

I have enclosed a confirmation letter and self-address envelope for your use.

Thank you,

  
Randy Hatfield CEO

RECEIVED  
MAY 11 2017

DNSWMA

1.5

2017 DAY SPONSORSHIP      \$2000.00

YES I WILL SPONSOR A DAY AT THE FAIR \_\_\_\_\_

NO THANK YOU \_\_\_\_\_



# CRESCENT CITY / DEL NORTE COUNTY CHAMBER OF COMMERCE

1001 Front Street ▪ Crescent City CA 95531 ▪ [www.delnorte.org](http://www.delnorte.org)  
PHONE 707.464.3174 ▪ TOLL FREE 800.343.8300 ▪ FAX 707.464.9676

May 17, 2017

Solid Waste Management Authority Board of Directors  
1700 State Street  
Crescent City, CA 95531  
707-465-1100

RECEIVED  
7 19 2017

To the Solid Waste Management Authority Board of Directors:

DNSWMA

The Crescent City-Del Norte County Chamber of Commerce is requesting a fee waiver for the disposal after these local events.

4<sup>th</sup> of July Festival in Beachfront Park, July 4, 2017:

- one (1) 40 yard dumpster on Front Street
- one (1) 20 yard dumpster on Stamps Way
- Parade Carts (paired sets along the parade route):
  - eleven (11) 64 gal. trash receptacles
  - eleven (11) 64 gal. recycle receptacles

Redwood Coast Grills Gone Wild in Beachfront Park, September 2-3, 2017:

- one (1) 20 yard dumpster

Blues, Brews & Cruise in downtown Crescent City or Beachfront Park, October 6, 2017:

- one (1) 20 yard dumpster

Sea Cruise in Beachfront Park, October 7, 2017:

- one (1) 20 yard dumpster and
- one (1) 40 yard dumpster

Hambros has agreed to waive their fees.

We really appreciate the support your organization has provided for our community festivals. We look forward to teaming with the Solid Waste Management Authority for future events.

If you have any questions, please call the Chamber office at 707-464-3174. I would be happy to discuss the nature of this request.

Respectfully,

Jeff Parmer  
Executive Director  
Crescent City- Del Norte County Chamber of Commerce  
707-464-3174  
[jparmer@delnorte.org](mailto:jparmer@delnorte.org)

1.6

# Del Norte County Budget Transfer Request FY 16/17

Department Name	Fund	Dept.	Line Item	Description	Budget Transfer Amount(s)	
					Reduce Expenditures or Increase Revenue	Increase Expenditures or Reduce Revenue
Solid Waste	422	421	20233	Audit	\$	1,700
Solid Waste	422	421	20275	Small Tools	\$	750
Solid Waste	422	421	20285-066	Special Department Expense - DOC Grant 16/17	\$	1,240
Solid Waste	422	421	20240	Advertising / Publications	\$	538
Solid Waste	422	421	20270	Minor Equipment	\$	500
Solid Waste	422	421	20150	Insurance - Office	\$	6,820
Solid Waste	422	421	81000	Contingency	\$	2,800
Solid Waste	422	421	20221-066	Printing - DOC Grant 16/17	\$	1,240
Solid Waste	422	421	91004	Authority Service Fees	\$	9,308
Solid Waste	422	421	20224	Office Supplies	\$	1,800
<b>Total Amounts</b>					\$	13,348
<b>Total Amounts</b>					\$	13,348

Department complete and send to Auditor's Office for transfer number before sending to

Department Justification - Include cover letter that addresses the following: 1) Reason for request; 2) Why sufficient balances exist to finance transfer; 3) Why request

Department Head Signature \_\_\_\_\_ Date \_\_\_\_\_

Auditor's Office: Sufficient balances exist per above  
(Under \$100 Auditor's Office approves)

Deputy Auditor-Controller \_\_\_\_\_ Date \_\_\_\_\_

TR No. \_\_\_\_\_ Budget Revision No. \_\_\_\_\_

\_\_\_\_\_ Includes Revenue Appropriation \_\_\_\_\_ Requires 4/5ths Vote \_\_\_\_\_

County Administrative Officer: \_\_\_\_\_ (Under \$1000 - CAO approves)

Recommendation: \_\_\_\_\_ Approve \_\_\_\_\_ Deny \_\_\_\_\_

Submit for Board approval \_\_\_\_\_

County Administrative Officer \_\_\_\_\_ Date \_\_\_\_\_

Passed by Board of Commissioners of the Del Norte Solid Waste Management Authority on 23 May 2017.

Ayes:  
Noes:  
Absent:

Attest: Clerk of the Board (Acting)

By: \_\_\_\_\_  
Kyra Seymour

Blake Inscore, Chair  
Del Norte Solid Waste Management Authority

17



# Del Norte Solid Waste Management Authority

1700 State Street, Crescent City, CA 95531

Phone (707) 465-1100 Fax (707) 465-1300

www.recycledelnorte.ca.gov

The Authority's mission is the management of Del Norte County solid waste and recyclable material in an environmentally sound, cost effective, efficient and safe manner while ensuring 100% regulatory compliance with law.

## Director's Report

Date: 19 May 2017  
To: Commissioners of the Del Norte Solid Waste Management Authority  
From: Tedd Ward, M.S. – Director *Tedd*  
Reporting Period: 06 April 2017 – 18 May 2107  
Attachments: A. Letter dated May 1, 2017 from Carol Mortensen of CalRecycle  
B. Flyer for Crescent City's 2017 Clean Sweep Event on May 30 & 31  
C. Documents and graphs showing how collection and disposal rates will change under Rate Resolution 2017-01  
D. Written comments submitted with respect to the Town Hall meeting of 11 May 2017  
E. Summary of Authority actions to date re. 2017 recycling challenges  
F. Recent e-mails from Recology Del Norte summarizing recycling and processing in the past few months

File Number: **231501 – Authority Work Plans**

**Summary:** The Del Norte Solid Waste Management Authority continues to operate the Klamath, Gasquet and Del Norte County Transfer Stations and to provide required monitoring, accounting and reports to overseeing agencies. Authority staff provide these services without any financial support from the City of Crescent City or the County of Del Norte, and without receiving a penny of taxes. The rates charged at Authority-managed facilities continue to be lower than any comparable facilities in Humboldt or Curry Counties.

### Consent Agenda Items:

**Agenda Item 1.3** is the annual payment to Redwoods Leavitt Insurance. The amount of the payment is more than was budgeted. Last year around this time we received an invoice of similar magnitude, and made a budget transfer to make the payment. We are doing the same this year, and making a note so we adjust this budget line appropriately when planning for FY 18/19.

2.1

**Agenda Item 1.4** is the claim for the grant-funded purchase of paired trash and recycling bins for the Crescent City airport, which were approved by the Authority Board in February 2017.

**Agenda Item 1.5** is for approval of three Authority-allocated bin pulls and a \$2,000 sponsorship of the 2017 Del Norte County Fair, which is a similar level of support to what the Authority has done in prior years.

**Agenda Item 1.6** is for approving four Authority-allocated bin pulls to support July 4<sup>th</sup> celebrations and a beach cleanup for July 5<sup>th</sup>. One of these bin pulls is for paired trash and recycling carts along the parade route. The July 5<sup>th</sup> beach cleanup is a new activity being organized by the Surfrider foundation, and so the number of bin-pulls associated with July 4<sup>th</sup> would be increased by one for this year.

**Agenda Item 1.7** is a budget transfer in the amount of \$11,548. The largest expense is the transfer for the insurance, described under **agenda item 1.3**. We are adding funds to the office supply line to upgrade a few of our computers. The next largest expense was adding money to the audit line. We had rollover expenses from the prior fiscal year's audit that impacted this line this year. Two lines were adjusted from the Department of Conservation FY16/17 line to pay for the recycling containers for the airport. These increased expenses are paid from the contingency line and the Authority revenues from the transfer station that exceeded our budget, which after this transfer are still nearly \$47,000 above budget.

**Landfill Postclosure:** The erosion damage at the landfill has not yet been repaired. Rick Lauchstedt of the County Engineering Department has developed drawings for the repair. In the coming weeks, staff will work to obtain cost estimates to complete the repairs in a way that could be reimbursed by the Office of Emergency Services.

**Regulatory Compliance; Attachment A** to this report is a letter from CalRecycle indicating that the Del Norte Solid Waste Management Authority has been in compliance with statewide recycling mandates for the years 2012-2015.

**Collections and Processing; Agenda Item 4.1** is Collections Change Order 11, adjusting the maximum collection service rates for Recology Del Norte based on changes to the Consumer Price Index. This Change Order makes no changes to the collection service standards.

**Attachment B** to this report is a flyer from the City of Crescent City regarding the Clean Sweep yard debris collection event for City residents on May 30 and May 31.

**Attachment C** to this report are combined flyers promoting the next Mattress Collection Event on June 10 from 9 AM to 4 PM at the Del Norte County Transfer Station, as well as the Household Hazardous Waste Event on September 16.

**Finances and Audits; Attachment D** to this report includes summary graphs and

tables indicating the changes to customer rates based on the Change Orders under **Agenda Items 4.1, 5.2 and 6.1**. These rate changes are based primarily on the changes to the Consumer Price Index and recommendations contained in the Authority's annual audits. After these rate changes, the disposal rates charged at all Authority facilities remain less expensive than comparable rates at any public or private facility in Humboldt or Curry counties.

**Facilities:** **Agenda Item 5.1** will be a presentation from Jesse Solorio of **Lawrence & Associates** describing the process for the repair of sections of the floor of the Del Norte County Transfer Station.

**Public Outreach and Education:** **Attachments E, F and G** to this report and **Agenda Item 1.2** all relate to suggestions and potential actions to reduce contamination in Recology Del Norte's recycling programs, as discussed at the Authority's Town Hall Meeting of May 11. The recycling and processing ad hoc committee will likely be discussing these suggestions in the coming month.

The Del Norte Solid Waste Task Force, which is comprised of volunteers appointed by the City or County, and ratified by the other, now has only 3 members whose terms have not expired. After the end of June, eight of the nine task force positions will be vacant. The primary legislated role of the solid waste task force is to oversee the preparation of comments during the five-year review of the Authority's implementation of required recycling, composting, hazardous waste, and other programs described in the Regional Agency Integrated Waste Management Plan. This five-year review is next due in 2020, so appointments to this advisory body could be deferred until the start of that year. Staff have sent a request to the County and City to recruit for applicants for these appointments.

**Personnel / Staffing:** In this past month, the Authority hired former Refuse Site Attendant Haley Smith as Account Clerk – Solid Waste and Kyra Seymour as the Authority's new Facilities and Programs Coordinator. For this meeting, Ms. Seymour will be serving as Clerk as Kathy Brewer is on vacation.





## DEPARTMENT OF RESOURCES RECYCLING AND RECOVERY

10011 STREET, SACRAMENTO, CALIFORNIA 95814 • WWW.CALRECYCLE.CA.GOV • (916) 322-4027

P.O. BOX 4025, SACRAMENTO, CALIFORNIA 95812

May 1, 2017

Tedd Ward  
Director  
Del Norte Solid Waste Management Authority (DNSWMA)  
391 Front Street  
Crescent City, CA 95531

Dear Mr. Ward,

We are writing regarding the status of CalRecycle's most recent review of whether Del Norte Solid Waste Management Authority is in compliance with meeting AB 939 requirements, most importantly in terms of implementing diversion programs. Public Resources Code (PRC) Section 41825 specifies a schedule for this review and requires CalRecycle to make an independent evaluation and finding of whether each jurisdiction was in compliance with PRC Section 41780 during the review period. As a result of this review, CalRecycle may find that:

- 1) A jurisdiction is meeting the requirements of AB 939 because:
  - a. it has adequately implemented its diversion programs and has achieved the diversion requirement; or
  - b. while it has not achieved the diversion requirement, it has made a good faith effort to implement diversion programs; or
- 2) A jurisdiction has failed to adequately implement its SRRE and/or HHWE and the process should commence to consider whether issuance of a compliance order would be appropriate. Jurisdictions that fail to satisfy the conditions of a compliance order may be subject to a fine of up to \$10,000 per day.

The 2012-2015 Jurisdiction Review has been finalized. CalRecycle has found that Del Norte Solid Waste Management Authority is meeting the requirements of AB 939. We commend the Del Norte Solid Waste Management Authority for continuing to dedicate resources to meeting the requirements of AB 939. Your efforts are helping to conserve natural resources, strengthen the State's economy, and reduce greenhouse gas emissions.

In conclusion, we are pleased that Del Norte Solid Waste Management Authority has been found to be in compliance with PRC Section 41780 as part of the 2012-2015 Jurisdiction Review. At the same time, we are looking to the future and want to work with you to ensure the continued success of the jurisdiction's overall diversion efforts. If you have any questions, please contact your LAMD representative, Spencer Fine by phone at (916) 341-6465 or email [spencer.fine@calrecycle.ca.gov](mailto:spencer.fine@calrecycle.ca.gov).

Sincerely,

A handwritten signature in cursive script, appearing to read "Carol Mortensen".

Carol Mortensen, Section Manager, Local Assistance and Market Development Branch

cc: Terry Brennan, Supervisor, North Unit 2





The City of Crescent City,  
Del Norte Solid Waste Management Authority  
and Hambro/WSG are proud to offer the annual

# CLEAN SWEEP 2017

Put your stacked or bundled grass, leaves and tree limbs  
street side of curb for pick up by 7:00 A.M.

**(do not place materials in garbage cans or bags)**

- Please separate grass/leaves from tree limbs/brush
- No tree limbs more than 6' in length and 4" in diameter
  - Piles must be 6' or smaller in size
  - You may have more than one pile

**Tuesday, May 30th: South of 9th Street  
Wednesday, May 31st: 9th Street and North**

**ABSOLUTELY NO HOUSEHOLD GARBAGE WILL BE COLLECTED**

**\*Remember it is the owner/occupant's responsibility to  
keep your property and the sidewalk  
area adjacent to your property clean of  
overgrown grass/weeds and refuse. (CCMC12.16)**

*This is a great opportunity to clean up your sidewalks!*

**CITY RESIDENTS ONLY**



B

# Managing Mattresses



1. Having a new mattress delivered? Ask your retailer to take back the old one at no charge
2. A Recology Customer? Call 464-4181 to see if your mattress can be collected for free as a bulky item
3. Dispose of your mattress at the Del Norte Transfer Station (\$9.77 per unit plus weight charge) or
4. Attend one of the upcoming free mattress and box spring recycling events (up to 4 units per Del Norte County household):

Saturday March 25, 2017 or  
Saturday June 10, 2017 from 9 am-4pm

Del Norte County Transfer Station  
1700 State Street  
Crescent City, CA 95531



For more information: 707 465 1100 www.recycledelnorte.ca.gov

## Household Hazardous Waste Collection Event FREE for Del Norte Residents Only

September 16, 2017 9 AM - 2 PM

at the Del Norte County Transfer Station - 1700 State St, Crescent City

You can bring your contaminated motor oil to this event.

STATE TRANSPORTATION LAWS LIMIT EACH VEHICLE TO A MAXIMUM OF 15 GALLONS OF LIQUID OR 125 POUNDS OF SOLID HAZARDOUS WASTE



Not sure something is hazardous?

Call us at 465-1100 — [recycledelnorte.ca.gov](http://recycledelnorte.ca.gov)

## Commercial Hazardous Waste Disposal Service

Friday September 15, 2017 by appointment only

If your business or agency has hazardous materials to dispose, this is the only time this year that you may legally deliver those materials for disposal at the Del Norte County Transfer Station.

1. Get an EPA ID number online <https://www.dtsc.ca.gov/IDManifest/index.cfm>
2. Call 916-296-7478 before September 7 to schedule an appointment and receive an estimate of your disposal costs
3. Bring your hazardous materials and payment at your appointed time to the Del Norte County Transfer Station

## FREE EVERY DAY

Household Hazardous Waste Recycling  
Mon-Fri 8 AM-5 PM, Sat & Sun 9 AM-5 PM  
At the Del Norte County Transfer Station



C

# Del Norte Solid Waste System Revenues

DNSWMA FY 15/16

\$1,183,364  
14 %

Hambro / WSG

FY 15/16

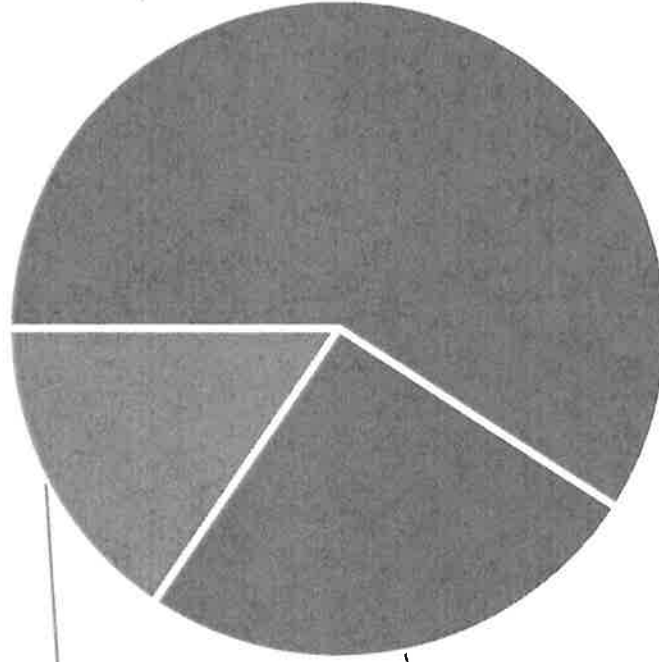
\$1,924,125  
25 %

Recology Del Norte

FY 15/16

\$4,488,968

61 %



## Comparison of Rates Charged for Solid Waste Services in the Del Norte Region

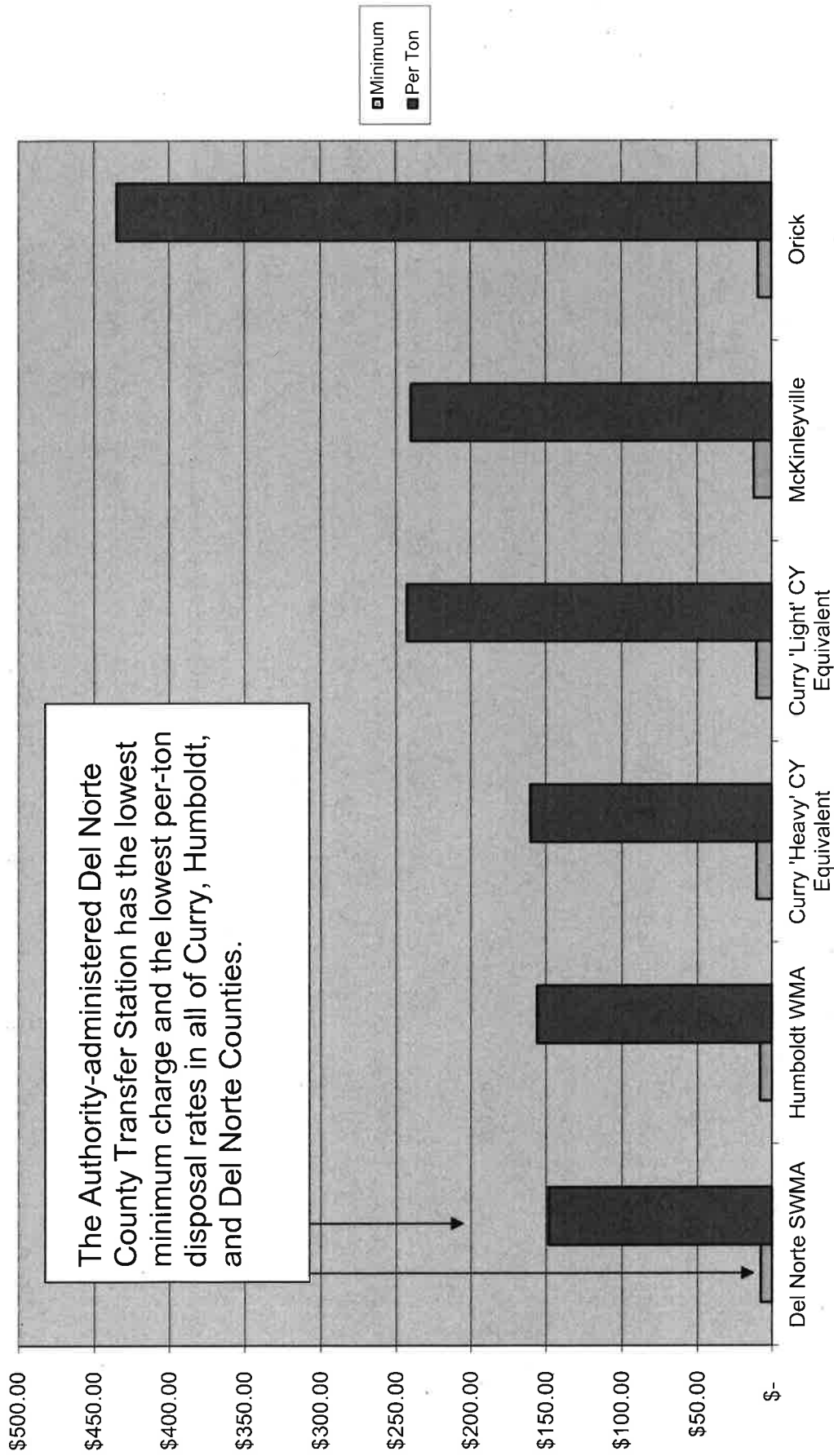
### TRANSFER STATION SELF-HAUL RATES

Location	FY 16/17		FY 16/17		FY 16/17		2017/18		Curry County (CTR) FY 16/17	
	Eel River Disposal	Fortuna	HWMA	Humboldt San.	Humboldt San.	Humboldt San.	Del Norte Solid Waste Management Authority	Gasquet	Light* Cy Equivalent	Heavy* Cy Equivalent
<b>Minimum Charge</b>	\$ 12.00	\$ 12.00	\$ 8.00	\$ 12.00	\$ 12.00	\$ 8.95	\$ 9.00	\$ 7.50	\$ 9.00	\$ 10.20
1x 30 gal can						\$ 8.95	\$ 9.00	\$ 7.50	\$ 9.00	\$ 10.35
2x 30 gal can						\$ 17.90	\$ 9.00	\$ 7.50	\$ 9.00	\$ 15.55
3x 30 gal can						\$ 26.85	\$ 9.00	\$ 7.50	\$ 9.00	\$ 20.75
4 x 30 gal can (up to 140 lbs)						\$ 35.80	\$ 12.05	\$ 16.33	\$ 12.05	\$ 25.95
"Light" per cubic yard *	\$ 19.91	\$ 19.80	\$ 17.13	\$ 26.40	\$ 26.40	\$ 59.80	\$ 20.42	\$ 16.33	\$ 20.42	\$ 26.70
"Heavy" per cubic yard *	\$ 40.73	\$ 40.50	\$ 35.04	\$ 54.00	\$ 54.00	\$ 59.80	\$ 20.42	\$ 16.33	\$ 20.42	\$ 40.05
<b>Cost per Ton Waste</b>	\$ 181.00	\$ 180.00	\$ 155.75	\$ 240.00	\$ 240.00	\$ 434.91	\$ 148.50	\$ 148.50	\$ 242.73	\$ 160.20
<b>% More per Ton than DNSWMA</b>	\$ 32.50	\$ 31.50	\$ 7.25	\$ 91.50	\$ 91.50	\$ 286.41	\$ 0%	\$ 0%	\$ 94.23	\$ 11.70
<b>% More than DNSWMA</b>	22%	21%	5%	62%	62%	193%	0%	0%	63%	8% more

\* These rates are reported to be charged by Curry Transfer and Recycling. For comparison, roughly equivalent rates were calculated from the per-ton rate for other facilities. Similarly, the CTR "Cost per ton" was derived from their per cubic yard rates, though CTR has no scale in their system for public use. Yellow shaded cells indicate rates which were calculated for comparison, but which are not charged as such within that jurisdiction. Cost per Ton Waste for DNSWMA are rates effective July 1, 2017 - June 30, 2018.

Conversions adapted from Tochanogous et al., Integrated Solid Waste Management Engineering Principles and Management Issues, Table 4-1 Residential rubbish specific weight in lb/cy = 220 pounds/cy average Municipal waste in compactor truck = 500 pounds/cy average Mixed combustible construction debris = 440 pounds /cy average Mixed wastes disposed at Small volume Del Norte transfer stations presumed to have a density of 275 lbs/cy Last updated 30 March 2017	839-3285 Humboldt Sanitation 725-5156 Eel River Disposal (541) 469-2425 Curry Transfer & Recycling (707) 822-0304 Arcata Garbage (707) 442-5711 Eureka City Garbage (707) 268-8680 Humboldt Waste Management Authority
--	---

# Regional Rate Comparison



# Comparison of Selected Collection Rates 2017 to 2016

## Schedule A: Recology Del Norte Collection Rates, starting July 2017

### Monthly Rates for Weekly Residential & Multi-Family Collections

	Trash + Recycling	FY 16/17	\$ Change	% Change
20 Gallon Mini-cart on curb	\$ 20.89	\$ 20.47	\$ 0.42	2.05%
20 Gallon Mini-cart off-curb	\$ 26.11	\$ 25.59	\$ 0.52	2.05%
32 Gallon Cart on curb	\$ 26.13	\$ 25.61	\$ 0.52	2.05%
32 Gallon Cart off-curb	\$ 32.66	\$ 32.01	\$ 0.66	2.05%
64 Gallon Cart on curb	\$ 38.08	\$ 37.32	\$ 0.76	2.05%
64 Gallon Cart off-curb	\$ 47.60	\$ 46.64	\$ 0.95	2.05%
96 Gallon Cart on curb	\$ 55.18	\$ 54.07	\$ 1.11	2.05%
96 Gallon Cart off-curb	\$ 68.97	\$ 67.59	\$ 1.38	2.05%

### Temporary Cart and Bin Collection Services, Collection One week after Delivery

	Trash	\$ Change	% Change
64 Gallon Cart (Paired w/ 64 Gallon recycling)	\$ 37.21	\$ 36.46	\$ 0.75
96 Gallon Cart (Paired with 96 Gallon recycling)	\$ 65.12	\$ 63.82	\$ 1.31
2 cubic yard bin	\$ 72.15	\$ 70.70	\$ 1.45
3 cubic yard bin	\$ 112.98	\$ 110.72	\$ 2.27
4 cubic yard bin	\$ 149.07	\$ 146.09	\$ 2.99
6 cubic yard bin	\$ 197.29	\$ 193.33	\$ 3.96
10 cubic yard bin	\$ 647.27	\$ 634.29	\$ 12.98
20 cubic yard bin	\$ 808.59	\$ 792.37	\$ 16.22
30 cubic yard bin	\$ 986.47	\$ 966.69	\$ 19.78
40 cubic yard bin	\$ 1,339.63	\$ 1,312.77	\$ 26.87

### Monthly Rates for Weekly Commercial Collections

	Recycling for >0.9 cy if Multi-family )	FY 15/16	\$ Change	% Change
32 Gallon Commercial Cart *	\$ 40.77	\$ 39.95	\$ 0.82	2.05%
64 Gallon Commercial Cart *	\$ 81.53	\$ 79.90	\$ 1.64	2.05%
96 Gallon Commercial Cart *	\$ 142.69	\$ 139.83	\$ 2.86	2.05%
1 cubic yard bin	\$ 142.92	\$ 140.06	\$ 2.87	2.05%
1.5 cubic yard bin	\$ 205.82	\$ 201.69	\$ 4.13	2.05%
2 cubic yard bin	\$ 256.34	\$ 251.20	\$ 5.14	2.05%
3 cubic yard bin	\$ 371.18	\$ 363.74	\$ 7.44	2.05%
4 cubic yard bin	\$ 464.58	\$ 455.26	\$ 9.32	2.05%
6 cubic yard bin	\$ 672.82	\$ 659.33	\$ 13.49	2.05%
10 cubic yard bin	\$ 2,272.89	\$ 2,227.31	\$ 45.58	2.05%
20 cubic yard bin	\$ 3,101.81	\$ 3,039.60	\$ 62.21	2.05%
30 cubic yard bin	\$ 3,876.34	\$ 3,798.60	\$ 77.74	2.05%
40 cubic yard bin	\$ 4,650.87	\$ 4,557.59	\$ 93.28	2.05%

\* Trash service in these sizes includes a weekly recycling cart collection at no additional charge.

### Other Collection Services, per collection

	\$ Change	% Change		
Commercial Compactors	\$ 73.20	\$ 71.73	\$ 1.47	2.05%
Pre-paid single-family residential bags	\$ 7.78	\$ 7.62	\$ 0.16	2.05%
Extra residential bulky item collection	\$ 64.64	\$ 63.34	\$ 1.30	2.05%

per cubic yard per collection  
per bag  
per extra bulky item

**Schedule B: Transfer Station Rates**

**Effective Starting July 2017**

Except as provided below, the rate for disposal of refuse shall be as follows:

	<b>INCOMING</b>	<b>Rate</b>		2016 rate	Difference
<b>Municipal Solid Waste</b>					
Commercial, Franchise or Self-haul wastes	SW	\$ 148.50	per ton	\$ 144.04	\$4.46
Minimum Charge for wastes	SW	\$ 7.50	for up to 100 lbs	\$ 7.20	\$0.30
<b>Separated Recyclable Items</b>					
Non-waxed corrugated cardboard	CCIN	\$ 19.15	per ton	\$ 18.58	\$0.58
Ferrous metals	METFE	\$ 28.73	per ton	\$ 27.86	\$0.87
Non-ferrous metals	METNF	\$ 19.15	per ton	\$ 18.58	\$0.58
Mixed metals	METMX	\$ 28.73	per ton	\$ 27.86	\$0.87
Stumps	STUMP	\$ 67.04	per ton	\$ 65.02	\$2.02
<b>Bulky Items:</b>					
Appliance, Large and metal	APPIN	\$ 30.65	each	\$ 29.72	\$0.92
Bulky Furniture Handling Fee	FURN	\$ 5.08	each + weight charge	\$ 4.92	\$0.15
Mattresses or box spring Handling Fee	MATBX	\$ 10.07	each + weight charge	\$ 9.77	\$0.30
Refrigerators	REFR	\$ 40.22	each	\$ 39.01	\$1.21
<b>Tires:</b>					
Auto, pickup, motorcycle each no rims	TIR_A	\$ 6.71	each	\$ 6.51	\$0.20
Small, wheel barrow, scooter, small trailer, pneumatic <10" no rim	TIR_S	\$ 6.23	each	\$ 6.04	\$0.19
Truck, no rim	TIR_T	\$ 13.42	each	\$ 13.02	\$0.40
Auto, pickup, motorcycle each with rims	TIRAR	\$ 9.59	each	\$ 9.30	\$0.29
Small, wheel barrow, scooter, small trailer, pneumatic <10" with rim	TIRSR	\$ 7.67	each	\$ 7.44	\$0.23
Truck with rims	TIRTR	\$ 24.93	each	\$ 24.18	\$0.75
Oversize tires (>60" in diameter), no rim	TIROS	\$ 143.76	each	\$ 139.43	\$4.33
<b>Separated food &amp; meat waste</b>					
Dead Animals	ANIML	\$ 148.50	per ton	\$ 144.04	\$4.46
<b>Separated Compostable Materials</b>					
Disposal of contained sewage sludge, screenings, grit or skimmings	SLUDG	\$ 148.50	per ton	\$ 144.04	\$4.46
Brush (no tansy, scotch broom, english ivy, or pampas grass)	BRUSH	\$ 51.71	per ton	\$ 50.15	\$1.56
Grass and Leaves	GRASS	\$ 51.71	per ton	\$ 50.15	\$1.56
Untreated Wood	WOOD	\$ 51.71	per ton	\$ 50.15	\$1.56
Stumps	STUMP	\$ 67.04	per ton	\$ 65.02	\$2.02
<b>Separated 'Inert' Rocks &amp; Soils</b>					
Asphalt	ASPH	\$ 48.84	per ton	\$ 47.37	\$1.47
Concrete, no steel, <18"	CONC	\$ 53.63	per ton	\$ 52.01	\$1.62
Clean soil or sand	SOIL	\$ 48.84	per ton	\$ 47.37	\$1.47
Street sweepings	SWEEP	\$ 148.50	per ton	\$ 144.04	\$4.46
<b>Special Wastes</b>					
Autoclaved and containerized medical wastes	MEDI	\$ 148.50	per ton	\$ 144.04	\$4.46
non-friable asbestos	ASBES	\$ 189.52	per ton	\$ 183.83	\$5.70
Minimum Charge for household electronics	CED	\$ 3.75	for up to 40 pounds	\$ 3.60	\$0.15
Electronic appliances w/o CRT's	CED	\$ 148.50	per ton	\$ 144.04	\$4.46
<b>Construction Debris</b>					
Mixed Construction Debris	CONST	\$ 148.50	per ton	\$ 144.04	\$4.46
Trailers, modular homes	MHOM	\$ 244.26	per ton	\$ 236.92	\$7.35
Carpet, Clean and Rolled	CARPT	\$ 57.86	per ton	\$ 56.12	\$1.74
<b>Household hazardous wastes (available only at the Del Norte County Transfer Station)</b>					
Used motor oil	OILIN	\$ 0.00	per quart	\$ 0.00	\$0.00
Oil Filters	OILFT	\$ 0.00	each	\$ 0.00	\$0.00
Used antifreeze	ANTIF	\$ 0.00	per quart	\$ 0.00	\$0.00
Lead Acid or Household Batteries	BATT	\$ 0.00	each	\$ 0.00	\$0.00
Non-aerosol paints, stains, lacquers & varnishes	PAINT	\$ 0.00	quart	\$ 0.00	\$0.00
Cathode ray tube devices (CRT's), televisions, computer monitors	CRT	\$ 0.00	each	\$ 0.00	\$0.00
Residential flourescent tubes	FLOTB	\$ 0.00	each	\$ 0.00	\$0.00
Used Oil Paid, on request	OILPD	\$ 0.40	paid per quart	\$ 0.40	\$0.00
<b>Commercial Hazardous Wastes (available only at the Del Norte County Transfer Station)</b>					
Commercial Oil Pumping (15-55 gallon container)	OILPUMP	\$ 15.57	per container pumped	\$ 15.10	\$0.47
Commercial Compact Fluorescent Tubes, each	FLOCC	\$ 1.80	each	\$ 1.75	\$0.05
Commercial Fluorescent Tubes, each 4'	FLOC4	\$ 3.54	each	\$ 3.44	\$0.11
Commercial Fluorescent Tubes, each 8'	FLOC8	\$ 7.09	each	\$ 6.87	\$0.21



**ATTACHMENT C**

2016 Rate \$ Difference

<b>DISPOSAL FEES AT THE GASQUET AND KLAMATH TRANSFER STATION SITES</b>		Rate		
<i>Effective Starting July 2017</i>				
STANDARD FEE FOR WASTE ( 0.44 cubic yard, 3 x 30 gal, 2 x 45 gal, or 1 x 55 gal)	minimum for mixed wastes	\$ 9.00	\$ 8.75	\$0.25
MINIMUM FEE FOR ELECTRONICS (up to 4.8 cubic feet or 0.18 cubic yards)	minimum for electronics	\$ 3.75	\$ 3.60	\$0.15
Each additional 30 gallon over three	each additional can	\$ 3.05	\$3.00	\$0.05
Each additional 45 gallon can over two	each additional can	\$ 4.55	\$4.40	\$0.15
Each additional 55 gallon can	each additional can	\$ 5.60	\$5.40	\$0.20
Improper Disposal Fee if Customer places Bulky Items or Trash in wrong bin.	per occurrence	\$ 13.00	\$13.00	\$0.00
Appliance, Large and metal	each	\$ 30.65	\$29.71	\$0.93
Furniture, Bulky (Incl. \$5.08 Handling Fee + \$13.37 for weight)	each (measured avg. weight 180 lbs)	\$ 18.45	\$17.88	\$0.57
Mattress or box spring (incl. \$10.07 for Handling + \$5.57 for weight)	each (measured avg. weight 75 lbs)	\$ 15.64	\$15.17	\$0.47
Refrigerators	each	\$ 40.22	\$39.01	\$1.21
Tires: Small wheel barrow, scooter, small trailer, pneumatic <10"	each	\$ 6.23	\$6.04	\$0.19
Tires: Small wheel barrow, scooter, small trailer, pneumatic <10" with rim	each	\$ 7.67	\$7.44	\$0.23
Tires: Auto, pickup, motorcycle each	each	\$ 6.71	\$6.51	\$0.20
Tires: Auto, pickup, motorcycle each with rims	each	\$ 9.59	\$9.30	\$0.29
Tires: Truck	each	\$ 13.42	\$13.02	\$0.40
Tires: Truck with rims	each	\$ 24.93	\$24.14	\$0.79
Oversize tires (>60" in diameter), no rim	each	\$ 143.76	\$139.43	\$4.33
Loose Refuse per cubic yard	per cubic yard	\$ 20.42	\$19.80	\$0.61
Loose Brush per cubic yard (small quantities from self-haulers - GASQUET ONLY)	per cubic yard	\$ 6.46	\$6.27	\$0.19
<b>Household Hazardous Wastes</b>				
Housheold Shaprs in FDA-Approved Containers		No charge	No charge	\$0.19
Household Batteries		No charge	No charge	
Televisions, Computer Monitors, and other CRT devices		No charge	No charge	
<b>Commercial Hazardous Wastes (available only at the Del Norte County Transfer Station)</b>				
Commercial Compact Fluorescent Tubes, each	each	\$ 1.80	\$ 1.69	\$0.11
Commercial Fluorescent Tubes, each 4'	each	\$ 3.54	\$ 3.37	\$0.17
Commercial Fluorescent Tubes, each 8'	each	\$ 7.09	\$ 6.74	\$0.34

Updated July 2017

6 May 2017

Del Norte Solid Waste Management Authority  
Recology Del Norte Manager Jeremy Herbert

Re: Special meeting to address recycling contamination

Dear Mr. Herbert and members of the SWA board

I regret not being able to attend your special meeting in person, but ask that the following be included in your discussions at the May 11 meeting.

As a member of the Del Norte Solid Waste Task Force, I remain concerned about the loss of recycling in the county since Julindra ended the agreement with Recology to accept and sort the waste from the recyclables. As you are aware, the predicament the county faces is a combination of low marketability of many recycle materials (particularly plastics) and the excessive garbage that contaminates both household recycle bins and public recycling containers. While there is little we can do about market forces in our small, relatively isolated community, there is a critical need for action to keep recycling viable and waste disposal costs down in Del Norte County, both for the citizens and for the contracted disposal service that Recology provides.

My first suggestion is to revisit the 96 gallon curbside trash bin proposal that was rejected by the SWA board for the understandable reason of imposing higher costs on the public. I understand the logic of having a larger bin is to prevent households from using the recycle bin as overflow for trash when their smaller garbage bin is full. Recognizing that only a proportion of households contaminate their recycle bin, why not use the advisory tag system for houses that abuse the recycling, and assess the larger more expensive bins only to the problem users after 2 or 3 warning tags have been issued? This avoids having good recyclers pay for poor recyclers, and provides incentive for the specific problem households to clean up their act. The 96 gallon bins could be reduced back to a smaller, less expensive size if and when the household demonstrates compliance in sorting materials for one billing cycle (3 months). The only

potential burden I can think of is the additional monitoring, tagging, and bin-swapping time that would be needed. If the process was tracked by computer, this burden on Recology could be small.

My other suggestion is continued publicity, education and enforcement. While these avenues are currently used by the SWA and Recology, it is clear that more and different approaches are needed. With regard to the public recycle drop off sites in Fort Dick, Smith River and Salmon Harbor / Rancheria, I have several suggestions:

- 1) The bins should be placed in well lighted public places with clear, large signs stating RECYCLE! and hours of operation posted. The location at the Fort Dick Fire Sta. has obvious problems in this regard, and behind the Smith River Post office is not ideal. Are there other property owners that can host the bins in better areas - perhaps with some incentive?
- 2) day time hours of operation should be instituted and the containers secured at night. The manager at Salmon Harbor reported a large reduction in trash contamination when the recycle bin was locked at night. Simply locking the container tops will help, but fencing around the sites could be far more effective. Fencing is expensive, as is employee time to lock down and open up. However these costs should be assessed relative to the gain in having clean, marketable recycle materials.
- 3) Surveillance video is in use at Fort Dick? The sign itself looks effective. I know video cameras are subject to vandalism, so these should be placed high up and with some protection (wire cage or plexiglass). It may be efficient to have only 1 camera but mounts at all 3 sites so that it can be moved around.
- 4) Volunteer education and monitoring at the sites. In the past month I spent several 1 to 1 ½ hour periods at the Fairgrounds dropoff site in order to educate users on correct recycle materials, collect data on materials being brought in, quantify the number of violators or would-be violators, and try to generate interest and participation in responsible recycling. Volunteer efforts such as this would require a nominal amount of training and may only include a small number of people, but the effect could be more extensive as more community members see and hear about it. It may be possible to have high school or community

college participation for some credit if this proves successful. Solid Waste Task Force members and other devoted recyclers are good candidates for initial volunteer efforts.

5) larger, more colorful and positive signage will provide education and motivation to recycle correctly. Signs need not be fabricated commercially, but can be hand painted. Drawing from successes such as Surfrider Foundation and recycling in Hawaii (where recycling is free but mandatory), the idea is to pitch recycling as a community activity, as part of the culture of the area. Julindra Recycling would also benefit greatly by having larger, colorful signage and publicizing their buy-back program.

I sincerely hope the meeting is successful, and that some of the above ideas make a contribution to solving our current recycling and waste disposal problems.

Respectfully,

A handwritten signature in cursive script that reads "Craig S Strong".

Craig S Strong  
Solid Waste Task Force member  
Landlord, business owner

To: Jeremy Herber, Recology Del Norte,  
Ted Ward, County Solid Waste Dept.,  
and Solid Waste Advisory Board Members

March 23, 2017

From: Evelyn Cook  
747 Childs Ave.  
464-2561

The recent article in the Triplicate on the proposed garbage rate increase and the increase to 96-gallon garbage bins has prompted me to offer you some comments and suggestions. Mr. Ward kindly explained the hardship on Recology caused by customers mixing trash with recyclables, so I understand the situation. However, the proposed solution seems unfair to loyal, long-term customers like myself who have always taken great care to separate trash from recyclables. I'm a senior citizen with health and physical problems. I already have my hands full wrestling my 32-gallon trash can to the curb each week. I don't think I could handle a bin three times that size at 96 gallons. And I don't want to. Plus, since I live alone and produce a minimal amount of trash and recyclables, I don't need a 96-gallon bin. The 32-gallon bin works just fine. I hardly ever fill it all the way up, and I never fill my recycle bin all the way up, even though it's not 96 gallons. I wouldn't think of throwing trash in with the recyclables. I believe that having to wrestle with the 96-gallon bins could create health and safety issues for elderly, frail and physically disabled folks, perhaps even resulting in lawsuits against Recology and Solid Waste for broken hips, slipped discs, and other injuries.


Here's what I suggest. Instead of punishing your loyal customers who have always done things right, why not provide them with an option that would allow them to keep the smaller bins and avoid the fee increase, but at the same time would force them to jump through so many hoops, most people would rather pay the extra ten dollars and use the 96-gallon bins than go through the paperwork hassle. Since not many customers would choose my proposed option because of it being such a hassle, it wouldn't turn into a huge headache for Recology, and the proposed fee and bin increase could still go forward.

Here's my suggestion. To qualify for the option, customers would have to fill out an application explaining why they find it a hardship to go with the extra \$10 a month and the 96-gallon bins. Plus, they'd have to satisfy the following requirements to use a 32-gallon bin and not pay the fee increase:

1. Provide a document proving low-income status, such as a benefits letter from DHHS, or a tax return, or social security retirement or disability awards letter, etc.
2. Provide a signed statement from a neighbor attesting that the customer lives alone, and thus doesn't need a large bin.
3. Pass a simple, true and false, written test proving they know what is recyclable and what isn't.
4. Provide a signed, notarized statement that they understand the reasons why trash can't go into the recycle bins and they promise not to mix trash with recyclables.
5. Provide a doctor's signed note on an official letterhead that states the applicant is unable due to age, health, or physical problems to handle a 96-gallon bin.

Thank you for your time and attention.

Sincerely,

  
Evelyn Cook

**RECEIVED**  
MAR 25 2017

**DNSWMA**

the new Solid  
Waste Management  
Board;

RECEIVED  
MAR 27 2017

DNSWMA

Dear Board Members,

I just read about your potential plan to increase the size of can carts to over 90 gal. This is a very bad idea.

We rarely fill our average 32 gal cart even  $\frac{1}{2}$  full. We are retired + recycle all we can with you and take the money items to Blindra. We have a very long + steep driveway in rural Smith River and a large 96 gal. cart would be impossible to load into a vehicle + impossible to get down + up our driveway. We would cancel our service + do our own trips to the transfer station. Penalize the over-fillers, not us who do the right thing. We will protest

by closing our wallets & doing  
business with the Transfer Station  
instead. As I said previously,  
we usually have very little trash,  
even if we didn't recycle with  
you. We are not big consumers  
of anything, so we might save  
money and definitely our backs.

Thank you for  
your time, don't  
do something stupid  
like this!

Charles + Cynthia  
Carpenter  
125 Surf Sound Dr.  
Smith River, Or.  
95567



D:\NSW\MA-

OK! A few years ago

you gave us two

trash cans + said

seperate trash. We were

doing work for you. You

raised our rates....

~~A~~ Now you want to  
give us bigger trash  
cans + charge us more.

I don't fill my trash  
cans now. Why?

(over)

I am a 64 yr. old lady  
living by myself

This isn't fair...o

Alicia C. Turner

105 Kelly Rd.

CC, CA. 95531

701 465-3230



**For discussion item:**

An incentive program that encourages recycling through incentives, and makes recycling a visible and normal part of the community. Businesses become participants in the Man the Can program by providing a recycling can at their business location. Customers bring a grocery sized bag of recyclables to deposit at the store in exchange for a ticket. Both the store and the customer accumulate tickets for rewards, such as discounts on trash bills, free newspaper advertising, ticket raffles for prizes announced in the newspaper and radio, individual store prizes. Both customers and businesses are rewarded. There are grants available to set up recycle incentive programs, because they are proven to increase recycling. Recycling becomes a visible and normal and even a fun part of our life! Who doesn't like winning a raffle, or earning discounts!

Another best management approach is to pass an ordinance that actually prohibits and fines disposing some recyclables in refuse cans- easy recyclables such as aluminum cans, glass, tin, newspaper and cardboard!

Together these two strategies can be very powerful.

We should reduce or eliminate unmanned trash sites, give recycling incentives, and prohibit the refuse disposal of easily recyclable materials.

After talking to some small businesses who are self haulers, I do not think mandatory trash pickup is the way to go. Self hauling is a strong and healthy part of a rural community. The rewards system, that moves recycling into manned cans throughout the community, making recycling the norm, is the way to go. Why should there be so few places to drop off recyclables, when every business in town can be a potential manned can.

#### **1. Recycling rewards**

RecycleBank partners with cities, haulers, and merchants to reward consumers for recycling. The program, which is free to residents but costs money for municipalities to set up, gives residents a bar-coded recycling bin. The hauler weighs and scans your recycling bin during pick-up. You earn points for each pound you recycle, and redeem points for discounts at local stores.

The company says recycling rewards average \$15 to \$20 per month at local grocery stores, or run higher for other purchases (such as 10% off jewelry or electronics). In Ivyland, Pa., average monthly recycling under RecycleBank grew to 34 pounds from 17 pounds per household.

**The downside:** While about 250 cities have the program, in a tight economy, your local leaders may hesitate to pay upfront costs to set up recycling rewards. Philadelphia used a federal grant to launch its RecycleBank program.

**We can set up a low cost version of this plan that is tailored to the needs of this community, and we can get grants to set up this kind of program.**

<http://content.usatoday.com/communities/greenhouse/post/2010/03/getting-paid-to-save-energy-recycle-incentives-expand/1#.WReqd42GOcw>

<http://p2pays.org/localgov/BMPs/PAYT.asp>

*from Eileen Cooper*

**RECEIVED**  
MAY 16 2017

**DNSWMA**

<http://www.p2pays.org/socialmarketing/incentives.asp>

<http://www.p2pays.org/socialmarketing/strategies.asp>

[http://www.paytnow.org/SkumatzPart1ResRecyArticle0211rr%20\(1\).pdf](http://www.paytnow.org/SkumatzPart1ResRecyArticle0211rr%20(1).pdf)

<http://www.calrecycle.ca.gov/Climate/GrantsLoans/FPG/FY201617/Apply/Instructions.pdf>

<https://www.irs.gov/businesses/new-markets-tax-credit-1>



Photo: Sarah Horne/Hometalk

Innovative self-watering planters. These are really gorgeous, and allow you to see the root system of the plants.



Photo: Tony Alter/Flickr.com

Garden edging. Another project that would involve a lot of wine bottles, this garden edging can look pretty nifty if you leave the labels on and allow them to weather off naturally, which takes a lot of work out of the process of upcycling your wine bottles!

## Timeline of DNSWMA Actions related to Recology Del Norte's Recycling Programs

Date	Agenda Item	DNSWMA Action
18-Oct-16	Recology requests elimination of some materials from recycling programs	Referred to Recycling Ad Hoc Committee
15-Nov-16	Recology requests 4.9% rate increase for payment to Julindra	DNSWMA does not approve rate increase, but does approve eliminating styrofoam, plastic bags, cartons and hard plastics from Recology's recycling programs starting January 1, 2017
20-Dec-16	Recology still finding it difficult to find a processor willing to accept Del Norte's higher percentage of contamination in the recycling	DNSWMA allows Recology 90 days to secure new processing agreement.
10-Jan-17	Recology gets notification greater than 25 % contamination would be rejected as recyclable	DNSWMA to pre approve disposal of collected recyclables as necessary, through March 17th
21-Feb-17	Appointment of Ad Hoc committee to look into strategies to reduce percentage of trash in recyclables	Commissioners Blake Inscore and Lori Cowan have been appointed to the Recycling Ad Hoc committee
21-Mar-17	Recology requests changes to the processing subcontract requirements, and proposed to have 96 gallon trash cart be the 'basic level of service'	DNSWMA grants Recology until 19-June-2017 to secure new processing agreement, and extends process to approve disposal of materials collected through recycling programs. 96 gallon 'basic' trash cart service was not approved.
11-Apr-17	Recology requests action making some changes to community recycling services as partial solution.	DNSWMA approves temporarily relocating bins from Fairgrounds to DNCTS, and adding 1 Authority-allocated bin pull per year. DNSWMA also sets and advertises a special town hall meeting to discuss these issues on May 11, 2017.
11-May-17	Town Hall meeting to hear suggestions and discuss strategies to reduce recycling contamination to 10% or less.	Comments received from general public. No action taken at the Town Hall meeting.

## Tedd Ward

---

**From:** Jeremy Herber <JHerber@recology.com>  
**Sent:** Wednesday, May 17, 2017 8:12 AM  
**To:** Tedd Ward  
**Subject:** FW: Recology Recycling Weekly Update for May 8th-12th, 2017

Tedd,

We are continuing to collect and screen approximately 65% - 70% of the recyclable volume in Del Norte. Recycling stream continues to remain in the area of 18%-25% contamination depending on the locations serviced during the week.

The Community bins remain at a high contamination level around 35%-50% depending on location.

The routes that are consistently being processed are the following:

131 Residential Curbside Recycling

132 Residential Curbside Recycling

133 Commercial Recycling

Gasquet and Klamath transfer stations are being processed when full.

Last week we also processed both recycling bins from the transfer station on State street.

Recology continues to spot check community bins weekly to see if we notice any changes in contamination levels. The community bins still providing high levels of contamination include both Smith River bins and the Fort Dick location.

Of the volume of materials being processed, approximately 18% - 25% of each load is removed as trash. Our trailer has the ability

To carry 136 Yards of recyclables. We average 30 – 40 yards of trash removed from each load. Our average weight of material being loaded

On the truck as recyclables is approximately 9 to 9.5 tons each load.

Once again. last week we had 3 loads delivered to Humboldt Waste Authority.

Material continues to be sorted by two temps and our load percentage was in the 5-7 percent contamination rate when Delivered to Humboldt Waste Management.

The clean cardboard from our commercial route is being picked up separately and delivered to Julindra's for processing as time allows.

Best Regards,

**Jeremy Herber**

General Manager

**Recology Del Norte™** | P.O. Box 1933 | Crescent City, CA 95531

T: 707.464.4181 | [jherber@recology.com](mailto:jherber@recology.com)



*Please consider the environment before you print this email.*

G

## Tedd Ward

---

**From:** Jeremy Herber <JHerber@recology.com>  
**Sent:** Wednesday, May 10, 2017 8:28 AM  
**To:** Tedd Ward  
**Subject:** FW: Recology Recycling Weekly Update for May 1-7th, 2017

Tedd,

Our operation is back up and running and the floor has been repaired at the Hambro holding area. We are continuing to collect and screen approximately 65% - 70% of the recyclable volume in Del Norte. Recycling stream continues to remain in the area of 18%-25% contamination depending on the locations serviced during the week.

The Community bins remain at a high contamination level around 35%-50% depending on location.

The routes that are consistently being processed are the following:

131 Residential Curbside Recycling  
132 Residential Curbside Recycling  
133 Commercial Recycling

Gasquet and Klamath transfer stations are being processed when full.

Last week we also processed both recycling bins from the transfer station on State street.

Recology continues to spot check community bins weekly to see if we notice any changes in contamination levels. The community bins still providing high levels of contamination include both Smith River bins and the Fort Dick location.

Of the volume of materials being processed, approximately 18% - 25% of each load is removed as trash. Our trailer has the ability

To carry 136 Yards of recyclables. We average 30 – 40 yards of trash removed from each load. Our average weight of material being loaded

On the truck as recyclables is approximately 9 to 9.5 tons each load.

Last week we had 3 loads delivered to Humboldt Waste Authority now that Hwy 101 is back open.

Material continues to be sorted by two temps and our load percentage was in the 5-7 percent contamination rate when Delivered to Humboldt Waste Management.

The clean cardboard from our commercial route is being picked up separately and delivered to Julindra's for processing as time allows.

Best Regards,

**Jeremy Herber**

General Manager

Recology Del Norte™ | P.O. Box 1933 | Crescent City, CA 95531

T: 707.464.4181 | [jherber@recology.com](mailto:jherber@recology.com)



*Please consider the environment before you print this email*

## Tedd Ward

---

**From:** Jeremy Herber <JHerber@recology.com>  
**Sent:** Monday, April 17, 2017 11:44 AM  
**To:** Tedd Ward  
**Subject:** FW: Recology Recycling Weekly Update for March 24th

Tedd,

We are continuing to collect and screen approximately 55% - 60% of the recyclable volume in Del Norte. Recycling stream continues to remain in the area of 20%-25% contamination depending on the locations serviced during the week.

The routes that are consistently being processed are the following:

131 Residential Curbside Recycling  
132 Residential Curbside Recycling  
133 Commercial Recycling

Recology continues to spot check community bins weekly to see if we notice any changes in contamination levels. This last week continues to result in the same situation, contamination outweighs the recyclables collected in these community bins

Of the volume of materials being processed, approximately 24% - 27% of each load is removed as trash. Our trailer has the ability

To carry 136 Yards of recyclables. We average 30 – 40 yards of trash removed from each load. Our average weight of material being loaded

On the truck as recyclables is approximately 9 to 9.5 tons each load.

Last week we had 2 loads delivered to Humboldt Waste Authority, Thursday April 13<sup>th</sup> and Saturday April 15<sup>th</sup>, 2017.

Material continues to be sorted by two temps and our load percentage was in the 5-7 percent contamination rate when Delivered to Humboldt Waste Management.

The clean cardboard from our commercial route is being picked up separately and delivered to Julindra's for processing as time allows.

Recology has extended an offer to a new driver but In the meantime, Recology has contracted Hambro WSG to provide a truck and driver to haul

Recology's trailer to HWA to deliver recyclables temporarily until the new driver has cleared HR and background testing.

Best Regards,

**Jeremy Herber**

General Manager

Recology Del Norte™ | P.O. Box 1933 | Crescent City, CA 95531

T: 707.464.4181 | [jherber@recology.com](mailto:jherber@recology.com)



*Please consider the environment before you print this email*

## Tedd Ward

---

**From:** Jeremy Herber <JHerber@recology.com>  
**Sent:** Tuesday, April 04, 2017 4:50 PM  
**To:** Tedd Ward  
**Subject:** FW: Recology Recycling Weekly Update for March 24th

Tedd,

We are continuing to collect and screen approximately 55% - 60% of the recyclable volume in Del Norte. Recycling stream continues to remain in the area of 20%-25% contamination depending on the locations serviced during the week.

The routes that are consistently being processed are the following:

- 131 Residential Curbside Recycling
- 132 Residential Curbside Recycling
- 133 Commercial Recycling

Recology continues to spot check community bins weekly to see if we notice any changes in contamination levels. This last week continues to result in the same situation, contamination outweighs the recyclables collected in these community bins

Of the volume of materials being processed, approximately 24% - 27% of each load is removed as trash. Our trailer has the ability to carry 136 Yards of recyclables. We average 30 – 40 yards of trash removed from each load. Our average weight of material being loaded on the truck as recyclables is approximately 9 to 9.5 tons each load.

Our last load to Humboldt was on March 30th, 2017

Material continues to be sorted by two temps and our load percentage was in the 5-7 percent contamination rate when Delivered to Humboldt Waste Management. The clean cardboard from our commercial route is being picked up separately and delivered to Julindra's for processing as time allows.

Recology's new hire driver resigned so we are currently looking to fill that position. In the meantime, Recology has contracted Hambro WSG to provide a truck and driver to haul Recology's trailer to HWA to deliver recyclables temporarily until a new driver can be hired.

Best Regards,

**Jeremy Herber**

General Manager

Recology Del Norte™ | P.O. Box 1933 | Crescent City, CA 95531  
T: 707.464.4181 | jherber@recology.com



**Tedd Ward**

---

**From:** Jeremy Herber <JHerber@recology.com>  
**Sent:** Wednesday, March 22, 2017 4:09 PM  
**To:** Tedd Ward  
**Subject:** FW: Recology Recycling Weekly Update

Tedd,

We are continuing to collect and screen approximately 55% - 60% of the recyclable volume in Del Norte. Recology has seen a small improvement on the Route 132 recyclable along with Route 131 and 133. The routes that are consistently being processed are the following:

- 131 Residential Curbside Recycling
- 132 Residential Curbside Recycling
- 133 Commercial Recycling

Recology continues to spot check community bins weekly to see if we notice any changes in contamination levels. This last week continues to result in the same situation, contamination outweighs the recyclables collected in these community bins

Of the volume of materials being processed, approximately 24% - 27% of each load is removed as trash. Our trailer has the ability to carry 136 Yards of recyclables. We average 30 - 40 yards of trash removed from each load. Our average weight of material being loaded on the truck as recyclables is approximately 9 to 9.5 tons each load. We are averaging 2 loads per week at this time.

Our last load to Humboldt was on March 15th, 2017. Material continues to be sorted by two temps and our load percentage was in the 4-6 percent contamination rate when delivered to Humboldt Waste Management.

The clean cardboard from our commercial route is being picked up separately and delivered to Julindra's for processing as time allows.

Recology's new hire driver resigned last week so we are currently looking to fill that position. In the meantime, Recology has contracted Hambro WSG to provide a truck and driver to haul Recology's trailer to HWA to deliver recyclables temporarily until a new driver can be hired.

Best Regards,

**Jeremy Herber**

General Manager

Recology Del Norte™ | P.O. Box 1933 | Crescent City, CA 95531  
T: 707.464.4181 | [jherber@recology.com](mailto:jherber@recology.com)



*Please consider the environment before you print this email*

## Tedd Ward

---

**From:** Jeremy Herber <JHerber@recology.com>  
**Sent:** Monday, March 13, 2017 12:47 PM  
**To:** Tedd Ward  
**Subject:** FW: Recology Recycling Weekly Update

Tedd,

We are continuing to collect and screen approximately 50% - 55% of the recyclable volume in Del Norte. Recology has seen a very small improvement on the Route 132 recyclable collections but very minor. The routes that are consistently being processed are the following:

131 Residential Curbside Recycling  
132 Residential Curbside Recycling  
133 Commercial Recycling

Recology continues to spot check community bins weekly to see if we notice any changes in contamination levels. This last week we have not seen any improvement, but the amount of material was less most likely due to weather.

Of the volume of materials being processed, approximately 25% - 28% of each load is removed as trash. Our trailer has the ability

To carry 136 Yards of recyclables. We average 35 – 45 yards of trash removed from each load. Our average weight of material being loaded

On the truck as recyclables is approximately 9 - 10 tons each load. We are averaging 1 load per week at this time.

Our last load to Humboldt was on March 7th, 2017. Material continues to be sorted by two temps and our load percentage was in the 4-5 percent contamination rate when Delivered to Humboldt Waste Management.

The clean cardboard from our commercial route is being picked up separately and delivered to Julindra's for processing as time allows.

Best Regards,

**Jeremy Herber**

General Manager

Recology Del Norte™ | P.O. Box 1933 | Crescent City, CA 95531

T: 707.464.4181 | jherber@recology.com



*Please consider the environment before you print this email*

## Tedd Ward

---

**From:** Jeremy Herber <JHerber@recology.com>  
**Sent:** Tuesday, March 07, 2017 5:13 PM  
**To:** Tedd Ward  
**Subject:** Recology Recycling Weekly Update

Tedd,

We are continuing to collect and screen approximately 50% - 55% of the recyclable volume in Del Norte. Recology has seen a very small improvement on the Route 132 recyclable collections but very minor. The routes that are consistently being processed are the following:

131 Residential Curbside Recycling  
132 Residential Curbside Recycling  
133 Commercial Recycling

Recology continues to spot check community bins weekly to see if we notice any changes in contamination levels. This last week we have not seen any improvement, but the amount of material was less most likely due to weather.

Of the volume of materials being processed, approximately 28% - 31% of each load is removed as trash. Our trailer has the ability

To carry 136 Yards of recyclables. We average 35 – 45 yards of trash removed from each load. Our average weight of material being loaded

On the truck as recyclables is approximately 9 tons each load. We are averaging 2 loads per week at this time.

Our last load to Humboldt was on March 2nd, 2017. Material continues to be sorted by two temps and our load percentage was in the 4-5 percent contamination rate when

Delivered to Humboldt Waste Management.

The clean cardboard from our commercial route is being picked up separately and delivered to Julindra's for processing as time allows.

Best Regards,

**Jeremy Herber**

General Manager

Recology Del Norte™ | P.O. Box 1933 | Crescent City, CA 95531

T: 707.464.4181 | [jherber@recology.com](mailto:jherber@recology.com)



*Please consider the environment before you print this email*

Solid Waste  
**Balance Sheet**  
March 31, 2017

**Unaudited**

**ASSETS**

422 010 00000	Cash Solid Waste	969,826.93
422 010 00300	Imprest Cash	3,500.00
422 010 00500	I Bank Loan Deposit Held by County	198,177.17
422 010 03200	Land	493,000.00
422 010 03300	Transfer Station	3,266,990.64
422 010 03400	Equipment	158,443.55
422 010 03410	Buildings & Improvements	141,638.89
422 010 03440	Accum Depr Equipment	(157,814.00)
422 010 03450	Accum Depr Bldg & Improv	(113,204.00)
422 010 03460	Accum Depr Transfer Station	(918,877.00)
	Total Assets	<u>4,041,682.18</u>

**LIABILITIES AND FUND EQUITY**

422 010 05210	Sublease Payable	2,727,290.50
422 010 05300	Compensated Absences Payable	45,281.00
422 010 05500	Post Closure Liability	2,061,342.00
422 010 05600	Net OPEB Obligation	273,578.00
422 010 07100	Fund Balance	(1,839,805.20)
422 010 09600	Investment in Capital Assets net of related debt	578,198.00
	Revenue	2,225,373.13
	Expenditure	(2,029,575.25)
	Total Liabilities and Fund Equity	<u>4,041,682.18</u>

Fund: 422 Solid Waste  
 Dept: 421 Solid Waste

Statement of Month Ended: 3/31/2017

Line	Proj	Description	Month Actual	YTD Actual	YTD Budget	YTD Variance	% Exp
<b>Revenues</b>							
90153		Franchise Fees	22,030.00	181,032.00	256,520.00	-75,488.00	70.6
90300		Interest - Solid Waste	0.00	3,557.14	2,272.00	1,285.14	156.6
90301		Late Payment Fee	0.00	19.30	0.00	19.30	0
90650	062	Oil Grant 15/16	0.00	0.00	787.00	-787.00	0
90650	063	Oil Grant 16/17	0.00	0.00	15,000.00	-15,000.00	0
90650	066	DOC Grant 16/17	0.00	0.00	15,000.00	-15,000.00	0
90650	070	USFS Cleanup Grant	0.00	656.04	32,295.00	-31,638.96	2.0
90650	079	DOC Grant 15/16	0.00	15,000.00	13,524.00	1,476.00	110.9
91003		Gate Tipping Fees	146,467.03	1,308,697.58	1,850,379.00	-541,681.42	70.7
91004		Authority Service Fees	79,544.88	709,002.23	1,020,747.00	-311,744.77	69.5
91121		Misc Reimbursements	75.00	7,283.84	7,194.00	89.84	101.2
91121	123	Bad Check Fee Reimb	0.00	125.00	100.00	25.00	125.0
<b>Total Revenues</b>			<b>248,116.91</b>	<b>2,225,373.13</b>	<b>3,213,818.00</b>	<b>-988,444.87</b>	<b>69.24</b>
10010		Payroll	-34,453.79	-205,838.88	-332,728.00	126,889.12	61.9
10010	070	Payroll - USFS Cleanup Grant	0.00	0.00	-6,600.00	6,600.00	0
10012		Overtime	-176.87	-599.14	-1,000.00	400.86	59.9
10015		Part-time/Temp	-2,172.89	-26,235.57	-32,922.00	6,686.43	79.7
10020		Retirement	-9,097.97	-56,436.40	-81,628.00	25,191.60	69.1
10030		Employee Benefits	-9,150.00	-82,451.71	-108,927.00	26,475.29	75.7
10033		Employee Life Insurance	-12.00	-156.00	-331.00	175.00	47.1
10035		Management Life Insurance	-40.91	-361.64	-501.00	139.36	72.2
10040		Worker's Compensation	-3,313.50	-29,821.50	-37,352.00	7,530.50	79.8
<b>Total Salaries &amp; Benefits</b>			<b>58,417.93</b>	<b>401,900.84</b>	<b>601,989.00</b>	<b>200,088.16</b>	<b>66.76</b>
20110		Clothing	0.00	-412.80	-1,000.00	587.20	41.3
20121		Communications	-538.58	-2,602.24	-3,550.00	947.76	73.3
20140		Household Expense	-461.99	-4,419.64	-6,200.00	1,780.36	71.3
20150		Insurance-Office	0.00	0.00	-3,600.00	3,600.00	0
20152		Vehicle Insurance	0.00	-2,085.76	-2,086.00	0.24	100.0
20155		Liability Insurance	-342.59	-1,272.68	-2,350.00	1,077.32	54.2
20170		Maintenance-Equipment	0.00	0.00	-350.00	350.00	0
20171		Maintenance-Vehicles	0.00	-1,023.24	-1,300.00	276.76	78.7
20175		Maintenance-Computers	0.00	-888.82	-2,000.00	1,111.18	44.4
20180		Maint-Structures/Improvements & TS Maint	-886.87	-2,235.49	-2,400.00	164.51	93.1
20200		Memberships	-250.00	-7,250.00	-7,600.00	350.00	95.4
20221		Printing	-86.87	-412.23	-1,115.00	702.77	37.0
20221	062	Printing-Oil Grant 15/16	0.00	0.00	-500.00	500.00	0
20221	063	Printing - Oil Grant 16/17	0.00	0.00	-500.00	500.00	0
20221	066	Printing - DOC Grant 16/17	0.00	0.00	-3,000.00	3,000.00	0
20221	079	Printing - DOC Grant 15/16	0.00	-546.00	-3,000.00	2,454.00	18.2
20223		Postage	-46.83	-521.91	-1,000.00	478.09	52.2
20224		Office Supplies	-346.32	-4,762.59	-5,514.00	751.41	86.4
20227		Books/Subscriptions	0.00	0.00	-175.00	175.00	0

Fund: 422 Solid Waste  
 Dept: 421 Solid Waste

Statement of Month Ended: 3/31/2017

Line	Proj	Description	Month Actual	YTD Actual	YTD Budget	YTD Variance	% Exp
20230		Prof Serv-Co/City	-192.29	-454.55	-5,970.00	5,515.45	7.6
20231		Prof Serv	-2,790.00	-9,069.75	-20,000.00	10,930.25	45.3
20231	070	Professional Services - USFS Cleanup Gra	0.00	0.00	-8,400.00	8,400.00	0
20232		Prof Svcs-Well Monitoring	-1,534.00	-10,653.00	-22,200.00	11,547.00	48.0
20232	002	Data Processing - Software	0.00	-2,534.00	-3,200.00	666.00	79.2
20233		Audit	-3,150.00	-9,450.00	-12,000.00	2,550.00	78.8
20234		Legal Counsel	-861.00	-6,559.06	-9,000.00	2,440.94	72.9
20235		Treasurer	-300.00	-3,060.00	-7,000.00	3,940.00	43.7
20236		Security	-72.00	-216.00	-800.00	584.00	27.0
20237		Credit Card Service Fees	-957.44	-11,196.66	-15,300.00	4,103.34	73.2
20238		TS Collection	-1,675.44	-17,931.95	-26,000.00	8,068.05	69.0
20239		Transfer Station Operations	-158,974.01	-1,165,019.51	-1,891,227.00	726,207.49	61.6
20239	001	Post Closure Maintenance	-99.84	-5,995.73	-7,500.00	1,504.27	79.9
20240		Advertising/Publications	-1,170.75	-1,744.85	-3,800.00	2,055.15	45.9
20240	062	Advertising-Oil Grant 15/16	-1,280.00	-1,659.00	-1,659.00	0.00	100
20240	063	Advertising - Oil Grant 16/17	0.00	0.00	-3,000.00	3,000.00	0
20240	066	Advertising - DOC Grant 16/17	-884.00	-884.00	-2,000.00	1,116.00	44.2
20240	079	Advertising - DOC Grant 15/16	0.00	-2,965.00	-2,965.00	0.00	100
20250		Lease of Equipment	-284.04	-1,672.86	-2,330.00	657.14	71.8
20250	070	Lease of Equipment - USFS Cleanup Grant	0.00	0.00	-2,500.00	2,500.00	0
20251		Lease - Gasquet Transfer Station	0.00	-669.33	-675.00	5.67	99.2
20270		Minor Equipment	0.00	0.00	-1,000.00	1,000.00	0
20275		Small Tools	0.00	-105.60	-750.00	644.40	14.1
20275	070	Small Tools - USFS Cleanup Grant	0.00	0.00	-2,395.00	2,395.00	0
20280		Delivery Service	0.00	-469.18	-820.00	350.82	57.2
20281		Household Hazardous Waste Event	0.00	-28,998.00	-31,000.00	2,002.00	93.5
20283		Community Clean-up	-910.52	-3,642.08	-5,500.00	1,857.92	66.2
20283	070	Community Cleanup - USFS Cleanup Grant	0.00	0.00	-8,000.00	8,000.00	0
20285		Special Dept Expense	-125.00	-1,630.83	-2,475.00	844.17	65.9
20285	062	Spec Dept Exp-Oil Grant 15/16	-488.00	-488.00	-4,128.00	3,640.00	11.8
20285	063	Spec Dept Exp - Oil Grant 16/17	0.00	0.00	-6,500.00	6,500.00	0
20285	065	Spec Dept Exp - DOC 14/15	0.00	-371.87	-372.00	0.13	100.0
20285	066	Spec Dept Exp - DOC Grant 16/17	0.00	0.00	-4,500.00	4,500.00	0
20285	079	Special Dept Exp - DOC Grant 15/16	0.00	-887.90	-4,128.00	3,240.10	21.5
20286		Cash Over/Under	30.87	224.73	-175.00	399.73	-128.4
20287	070	Recology Del Norte Other Pickups - USFS	0.00	0.00	-4,000.00	4,000.00	0
20288		City Collections	-2,108.18	-10,774.72	-16,500.00	5,725.28	65.3
20290		Travel	-551.57	-1,914.49	-3,000.00	1,085.51	63.8
20290	062	Travel-Oil Grant - 15/16	0.00	-863.89	-2,500.00	1,636.11	34.6
20290	063	Travel & Training - Oil Grant 16/17	0.00	0.00	-2,500.00	2,500.00	0
20290	066	Travel & Training - DOC Grant 16/17	0.00	0.00	-4,500.00	4,500.00	0
20290	070	Travel - USFS Cleanup Grant	0.00	0.00	-400.00	400.00	0
20290	079	Travel - DOC Grant 15/16	-1,065.26	-2,540.60	-3,059.00	518.40	83.1
20297		Vehicle Fuel	-41.85	-660.09	-1,500.00	839.91	44.0
20301		State Fees	0.00	-30,825.00	-30,828.00	3.00	100.0

Statement of Revenues and Expenditures

Printed on: 5/16/2017 4:09:09 PM

Fund: 422 Solid Waste  
 Dept: 421 Solid Waste

Statement of Month Ended: 3/31/2017

Line	Proj	Description	Month Actual	YTD Actual	YTD Budget	YTD Variance	% Exp
<b>Total Services &amp; Supplies</b>			<b>182,444.37</b>	<b>1,364,116.17</b>	<b>2,235,296.00</b>	<b>871,179.83</b>	<b>61.03</b>
30490		Depreciation Expense	0.00	0.00	-96,500.00	96,500.00	0
<b>Total Other Charges</b>			<b>0.00</b>	<b>0.00</b>	<b>96,500.00</b>	<b>96,500.00</b>	<b>0.00</b>
70530	025	Interfund-Repayment to County	0.00	-201,897.24	-202,272.00	374.76	99.8
70530	199	Interfund-Cost Plan	-5,604.00	-50,436.00	-63,836.00	13,400.00	79.0
70800		ARC Payment OPEB	-11,125.00	-11,125.00	-11,125.00	0.00	100
70910	123	Op Trans Out Bad Check Fee	0.00	-100.00	0.00	-100.00	0
<b>Total Intra/Inter Fund Transfers</b>			<b>16,729.00</b>	<b>263,558.24</b>	<b>277,233.00</b>	<b>13,674.76</b>	<b>95.07</b>
81000		Contingency	0.00	0.00	-2,800.00	2,800.00	0
<b>Total Other Charges</b>			<b>0.00</b>	<b>0.00</b>	<b>2,800.00</b>	<b>2,800.00</b>	<b>0.00</b>
<b>Total Expenditures</b>			<b>257,591.30</b>	<b>2,029,575.25</b>	<b>3,213,818.00</b>	<b>1,184,242.75</b>	<b>63.15</b>
<b>Net Cost</b>			<b>-9,474.39</b>	<b>195,797.88</b>	<b>0.00</b>	<b>195,797.88</b>	

<b>CLAIMS APPROVED BY THE DIRECTOR</b>					
Del Norte Solid Waste Management Authority					
Claims for April 2017					Claim #
<i>Date Paid</i>	<i>Paid to:</i>	<i>Budget</i>	<i>Amt. Paid</i>	<i>Description</i>	
4/4/2017	Environmental Health	20285-062	\$ 175.00	Category III	Interdepartmental
	Environmental Health	20285-062	\$ 75.00	Hazmat Generator	
	Environmental Health	20285-062	\$ 26.00	EH-HazMat APSA	
	Environmental Health	20285-062	\$ 35.00	EH-HazMat Surcharge	
4/4/2017	Lawrence & Associates	20231	\$ 80.61	INV 24248 Proj#015063.00 02/17 expenses	7860
4/4/2017	Taylor, Richard D.	20235	\$ 620.00	STMT 03/17 Treasurer/Controller Services	7861
4/4/2017	Resource Recycling	20227	\$ 80.00	SUB 333333 2 yr renewal 08/17-07/19	7862
4/4/2017	U S Bank Corp P S	20285-062	\$ 2,170.00	INV CD1138087 Drain Containers	7863
	U S Bank Corp P S	20285-062	\$ 11.26	TRANS 307069791056094 Drain	
	U S Bank Corp P S	20224	\$ 9.20	ORDER 299631 Keyboard Keys Replacement	
	U S Bank Corp P S	20232-002	\$ 600.00	INV E02003ERZQ MS Office 365 02/21/17-02/20/18	
4/4/2017	Bi-Coastal Media	20240	\$ 133.00	INV 3705-3 KPOD AM Haz Waste Recycling 03/20-03/25	7864
	Bi-Coastal Media	20240	\$ 133.00	INV 3705-2 KCRE Haz Waste Recycling 03/20-03/25	
	Bi-Coastal Media	20240	\$ 133.00	INV 3705-1 KPOD FM Haz Waste Recycling 03/20-03/25	
4/4/2017	Del Norte Office Supply	20224	\$ 22.84	ORDER 509313 Wall Pocket Set	7865
4/11/2017	Curry Transfer Roto-Rooter	20140	\$ 160.18	INV 65803479 KTS PortaPotty March 2017	7866
	Curry Transfer Roto-Rooter	20140	\$ 160.18	INV 65803478 GTS PortaPotty March 2017	
4/11/2017	G.H. Outreach	20285	\$ 150.00	INV 675100 March 2017 Recycling Services	7867
4/11/2017	Butcher, Andrew/Digital Needs Services	20231	\$ 750.00	INV 2242 IT Services April 2017	7868
4/11/2017	Hambro/Waste Solutions	20239	\$ 169,166.75	INV 2017-03 Material Management March 2017	7869
4/11/2017	Recology Del Norte	20238	\$ 1,303.12	INV 1696 Klamath Beach Rd 03/17 bin pull	7870
	Recology Del Norte	20238	\$ 186.16	INV 1695 Old Gasquet Toll Rd 03/17 bin pull	
4/11/2017	Quill	20224	\$ 13.53	INV 5694692 office supplies, 2-hole punch	7871
	Quill	20224	\$ 13.96	INV 5694692 office supplies, 3-hole punch	
	Quill	20140	\$ 6.41	INV 5694692 household, hand soap	
	Quill	20140	\$ 23.63	INV 5694692 household, Greenworks refills	
	VOID				7872
4/11/2017	Black & Rice LLP	20234	\$ 1,742.50	Statement for March 2017 Legal Fees	7873
4/17/2017	Charter Spectrum Business	20121	\$ 119.97	Phone Service office 04/19/17 - 05/18/17	7874
4/17/2017	Smith, Haley	20290	\$ 35.52	Mileage reimb 03/22 - 04/13 2017	7875
4/17/2017	Patel & Associates, LLP	20233	\$ 4,200.00	INV 9442 Final invoice 2015/2016 FYE Audit	7876
4/18/2017	Canon Financial Services, Inc.	20221	\$ 55.74	INV 17235145 Printing charges Mar 2017	7877
	Canon Financial Services, Inc.	20250	\$ 142.02	INV 17235145 Contract rental charges Apr 2017	
4/18/2017	United States Cellular	20121	\$ 93.12	INV 0185892749 04/04 - 05/03/17 Cell Service	7878
4/24/2017	Busch Systems International Inc.	20285-066	\$ 5,737.37	INV IN17-002018 Recycling Containers for Airport	7879
	Busch Systems International Inc.	20285-079	\$ 3,240.10	INV IN17-002018 Recycling Containers for Airport	
4/24/2017	BioCycle	20227	\$ 74.00	SUB renewal 06/17-05/18	7880
4/25/2017	Recology Del Norte	20288	\$ 251.20	BILL 05070548 900 Tenth St.-City Yard	7881
	Recology Del Norte	20283	\$ 455.26	BILL 05070230 500 Cooper Ave.-County Yard	
	Recology Del Norte	20288	\$ 802.89	BILL 05070214 1001 Front St.-Cultural Center	
4/25/2017	Moore, Clarke/Alternative Energy System	20231	\$ 70.00	INV 273 Replace stolen battery system at Gatehouse	7882
4/26/2017	Mission Linen Supply	20140	\$ 30.86	INV 504783249 linen service 04/25/17	7883
	Mission Linen Supply	20140	\$ 30.86	INV 504691874 linen service 04/11/17	
4/26/2017	Butcher, Andrew/Digital Needs Services	20231	\$ 750.00	INV 2256 IT Services May 2017	7884
4/28/2017	Quill	20224	\$ 18.26	INV 6114416 Magenta ink for Gate printer	7885
	<b>TOTAL</b>		<b>\$ 194,087.50</b>		



<b>DNSWMA</b>			
<b>GRAND TOTALS</b>			
April 2017			
	Amount to 422-421 91003	Amount to 422-421 91004	TOTAL AMOUNT
	66.53%	33.47%	
<b>DNCTS Cash Total</b>	29,687.29	14,935.12	44,622.41
<b>DNCTS Charge Total</b>	115,615.19	58,163.84	173,779.03
<b>DNCTS Credit/Debit</b>	22,855.14	11,497.99	34,353.13
<b>DNCTS Adjustment</b>	-1,483.99	1,483.99	0.00
<b>DNCTS Totals</b>	166,673.63	86,080.94	252,754.57
<b>Klamath Cash Total</b>		3,713.47	3,713.47
<b>Klamath Charge Total</b>		63.30	63.30
<b>Klamath Adjustment</b>			
<b>Klamath Totals</b>		3,776.77	3,776.77
<b>Gasquet Cash Total</b>		1,728.43	1,728.43
<b>Gasquet Charge Total</b>		118.38	118.38
<b>Gasquet Adjustment</b>			
<b>Gasquet Totals</b>		1,846.81	1,846.81
<b>GRAND TOTALS</b>	<b>166,673.63</b>	<b>91,704.52</b>	<b>258,378.15</b>

2.4

**MONTHLY SPLIT SHEET  
DNSWMA TRANSFER STATION  
MONTH: APRIL 2017**

Date	Cash	Checks	Cash/Check Total	Visa	Master	Discover	AmExp	Credit Card Total	Charges	Grand Total	66.53% 91003	33.47% 91004	20286	Total
1	\$ 1,872.54	\$ 167.53	\$ 2,040.07	\$ 2,770.33	\$ 14.72		\$ 95.06	\$ 2,880.11	\$ 1,378.03	\$ 6,298.21	\$ 1,357.26	\$ 682.81	(\$0.05)	\$ 2,040.02
2	\$ 2,265.91	\$ 144.02	\$ 2,409.93	\$ 1,741.17	\$ 103.70		\$ 38.89	\$ 1,883.76	\$ 431.19	\$ 4,724.88	\$ 1,603.33	\$ 806.60	\$0.64	\$ 2,410.57
3	\$ 1,785.67	\$ 132.51	\$ 1,918.18	\$ 1,210.06	\$ 76.85			\$ 1,286.91	\$ 8,547.66	\$ 11,752.75	\$ 1,276.17	\$ 642.01	\$1.06	\$ 1,919.24
4	\$ 1,681.96	\$ 59.06	\$ 1,741.02	\$ 1,713.47	\$ 65.58	\$ 34.57		\$ 1,813.62	\$ 12,412.20	\$ 15,966.84	\$ 1,158.30	\$ 582.72	(\$1.62)	\$ 1,739.40
5	\$ 1,410.38	\$ 124.76	\$ 1,535.14	\$ 904.22	\$ 93.62	\$ 11.52		\$ 1,009.36	\$ 7,108.19	\$ 9,652.69	\$ 1,021.33	\$ 513.81	\$1.27	\$ 1,536.41
6	\$ 1,359.07	\$ 21.60	\$ 1,380.67	\$ 537.40	\$ 27.37			\$ 564.77	\$ 7,035.77	\$ 8,981.21	\$ 918.56	\$ 462.11	\$0.17	\$ 1,380.84
7	\$ 565.24	\$ 178.61	\$ 743.85	\$ 722.87				\$ 722.87	\$ 9,558.19	\$ 11,024.91	\$ 494.88	\$ 248.97	\$4.99	\$ 748.84
8	\$ 1,646.72	\$ 135.68	\$ 1,782.40	\$ 1,079.85	\$ 54.74			\$ 1,134.59	\$ 1,278.77	\$ 4,195.76	\$ 1,185.83	\$ 596.57	\$0.18	\$ 1,782.58
9	\$ 1,393.33	\$ 420.58	\$ 1,813.91	\$ 1,691.67		\$ 12.96		\$ 1,704.63	\$ 1,277.45	\$ 4,795.99	\$ 1,206.79	\$ 607.12	\$3.53	\$ 1,817.44
10	\$ 1,174.86	\$ 256.35	\$ 1,431.21	\$ 441.59				\$ 441.59	\$ 7,001.66	\$ 8,874.46	\$ 952.18	\$ 479.03	(\$0.38)	\$ 1,430.83
11	\$ 840.72	\$ 47.22	\$ 887.94	\$ 302.80				\$ 302.80	\$ 9,039.34	\$ 10,230.08	\$ 590.75	\$ 297.19	(\$0.08)	\$ 887.86
12	\$ 613.08	\$ 99.39	\$ 712.47	\$ 533.18				\$ 533.18	\$ 4,222.04	\$ 5,467.69	\$ 474.01	\$ 238.46	(\$0.10)	\$ 712.37
13	\$ 626.07	\$ 120.98	\$ 747.05	\$ 537.91				\$ 537.91	\$ 7,394.05	\$ 8,679.01	\$ 497.01	\$ 250.04	(\$0.18)	\$ 746.87
14	\$ 1,334.94	\$ 195.35	\$ 1,530.29	\$ 691.32	\$ 534.40	\$ 34.57		\$ 1,260.29	\$ 7,561.76	\$ 10,352.34	\$ 1,018.10	\$ 512.19	(\$1.07)	\$ 1,529.22
15	\$ 2,443.22	\$ 244.86	\$ 2,688.08	\$ 1,962.87	\$ 649.60			\$ 2,612.47	\$ 926.82	\$ 6,227.37	\$ 1,788.38	\$ 899.70	(\$0.27)	\$ 2,687.81
16	CLOSED													\$1.00 short on MC, card run short
17	\$ 1,114.99	\$ 209.72	\$ 1,324.71	\$ 1,072.80	\$ 63.37			\$ 1,136.17	\$ 7,072.10	\$ 9,532.98	\$ 881.33	\$ 443.38	\$1.37	\$ 1,326.08
18	\$ 1,310.21	\$ 23.04	\$ 1,333.25	\$ 1,024.37	\$ 128.19	\$ 65.64		\$ 1,218.20	\$ 12,798.23	\$ 15,349.68	\$ 887.01	\$ 446.24	(\$0.06)	\$ 1,333.19
19	\$ 559.54	\$ 27.37	\$ 586.91	\$ 439.07				\$ 439.07	\$ 7,006.23	\$ 8,032.21	\$ 390.47	\$ 196.44	(\$0.26)	\$ 586.65
20	\$ 1,264.74	\$ 984.30	\$ 2,249.04	\$ 1,146.11	\$ 12.96			\$ 1,159.07	\$ 9,634.85	\$ 13,042.96	\$ 1,496.29	\$ 752.75	(\$0.13)	\$ 2,248.91
21	\$ 1,607.43	\$ 386.05	\$ 1,993.48	\$ 1,093.59	\$ 8.64	\$ 23.05		\$ 1,125.28	\$ 9,463.70	\$ 12,582.46	\$ 1,326.26	\$ 667.22	(\$0.09)	\$ 1,993.39
22	\$ 1,703.43	\$ 325.53	\$ 2,028.96	\$ 1,078.45	\$ 69.26			\$ 1,147.71	\$ 170.02	\$ 3,346.69	\$ 1,349.87	\$ 679.09	(\$0.17)	\$ 2,028.79
23	\$ 1,408.01	\$ 79.48	\$ 1,487.49	\$ 1,108.43	\$ 74.26			\$ 1,182.69	\$ 1,587.00	\$ 4,257.18	\$ 989.63	\$ 497.86	\$0.12	\$ 1,487.61
24	\$ 1,058.84	\$ 133.96	\$ 1,192.80	\$ 779.19				\$ 779.19	\$ 7,003.66	\$ 8,975.65	\$ 793.57	\$ 399.23	(\$0.02)	\$ 1,192.78
25	\$ 683.35	\$ 54.74	\$ 738.09	\$ 675.69	\$ 408.83			\$ 1,084.52	\$ 7,361.77	\$ 9,184.38	\$ 491.05	\$ 247.04	\$0.01	\$ 738.10
26	\$ 650.42	\$ 87.86	\$ 738.28	\$ 545.82				\$ 545.82	\$ 4,873.32	\$ 6,157.42	\$ 491.18	\$ 247.10	\$0.60	\$ 738.88
27	\$ 1,137.25	\$ 176.93	\$ 1,314.18	\$ 940.19	\$ 40.89			\$ 981.08	\$ 9,128.17	\$ 11,423.43	\$ 874.32	\$ 439.86	\$0.07	\$ 1,314.25
28	\$ 1,126.57	\$ 141.15	\$ 1,267.72	\$ 1,451.37	\$ 26.76			\$ 1,478.13	\$ 10,044.75	\$ 12,790.60	\$ 843.41	\$ 424.31	(\$0.02)	\$ 1,267.70
29	\$ 2,389.57	\$ 306.49	\$ 2,696.06	\$ 1,861.93	\$ 97.94			\$ 1,959.87	\$ 647.55	\$ 5,303.48	\$ 1,793.69	\$ 902.37	\$0.16	\$ 2,696.22
30	\$ 1,916.21	\$ 393.02	\$ 2,309.23	\$ 1,372.75	\$ 54.72			\$ 1,427.47	\$ 1,814.56	\$ 5,551.26	\$ 1,536.33	\$ 772.90	(\$0.22)	\$ 2,309.01
TOTALS	\$ 38,944.27	\$ 5,678.14	\$ 44,622.41	\$ 31,430.47	\$ 2,606.40	\$ 182.31	\$ 133.95	\$ 34,353.13	\$ 173,779.03	\$ 252,754.57	\$ 29,687.29	\$ 14,335.12	\$ 9.45	\$ 44,631.86

<b>DNSWMA TRANSFER STATION</b>				
<b>MONTH: April 2017</b>				
<b>Date</b>	<b>BEGIN</b>	<b>END</b>	<b>VOIDED TICKETS</b>	<b>TICKET COUNT</b>
1	931253	931500		248
2	931501	931758		258
3	931759	931987	1	228
4	931988	932167		180
5	932168	932329		162
6	932330	932475	4	142
7	932476	932566	2	89
8	932567	932760		194
9	932761	932947		187
10	932948	933104		157
11	933105	933215		111
12	933216	933326	1	110
13	933327	933454	1	127
14	933455	933629		175
15	933630	933907		278
16	<b>CLOSED</b>			
17	933908	934076		169
18	934077	934261	1	184
19	934262	934354	1	92
20	934355	934541	1	186
21	934542	934794	1	252
22	934795	935013		219
23	935014	935201		188
24	935202	935337		136
25	935338	935452	2	113
26	935453	935546		94
27	935547	935739	1	192
28	935740	935954		215
29	935955	936215		261
30	936216	936441		226
				Daily Ave.
				178
<b>TOTAL</b>			<b>16</b>	<b>5173</b>

**DNSWMA  
GASQUET TRANSFER STATION - CASH  
Apr-17**

Date	Amount to 422-421 91004	TOTAL CASH AMOUNT
April 1, 2017	496.61	\$ 496.61
April 8, 2017	278.35	\$ 278.35
April 15, 2017	299.27	\$ 299.27
April 22, 2017	311.99	\$ 311.99
April 29, 2017	342.21	\$ 342.21
		\$ 0.00
		\$ 0.00
		\$ 0.00
		\$ 0.00
<b>TOTAL</b>	<b>1728.43</b>	<b>\$ 1,728.43</b>

**DNSWMA  
 KLAMATH TRANSFER STATION CASH  
 APRIL 2017**

Date	Amount to		TOTAL CASH AMOUNT
	422-421	91004	
April 2, 2017		737.29	\$ 737.29
April 5, 2017		233.42	\$ 233.42
April 9, 2017		882.90	\$ 882.90
April 12, 2017		422.70	\$ 422.70
April 16, 2017	CLOSED		CLOSED
April 19, 2017		282.28	\$ 282.28
April 23, 2017		618.91	\$ 618.91
April 26, 2017		158.51	\$ 158.51
April 30, 2017		377.46	\$ 377.46
			\$ 0.00
			\$ 0.00
			\$ 0.00
			\$ 0.00
			\$ 0.00
<b>TOTAL</b>		<b>3,713.47</b>	<b>\$ 3,713.47</b>

<b>DNSWMA</b>									
<b>GASQUET TRANSFER STATION - DEPOSITS</b>									
<b>April-2017</b>									
<b>Date</b>	<b>Cash</b>	<b>Checks</b>	<b>TOTAL</b>			<b>Over / Short</b>	<b>Sales</b>	<b>Charges</b>	<b>Tickets</b>
			<b>Deposit</b>	<b>Sales</b>	<b>Sales</b>				
April 1, 2017	403.61	93.00	496.61	496.61		496.61		30	
April 8, 2017	242.84	35.51	278.35	278.35		278.35	109.63	24	
April 15, 2017	198.59	100.68	299.27	299.27	\$2.93	296.34	8.75	23	
April 22, 2017	247.39	64.60	311.99	311.99	(\$0.30)	312.29		28	
April 29, 2017	282.40	59.81	342.21	342.21		342.21		27	
			0.00	0.00			0.00		
			0.00	0.00			0.00		
			0.00	0.00			0.00		
			0.00	0.00			0.00		
			0.00	0.00			0.00		
<b>TOTAL</b>	<b>\$ 1,374.83</b>	<b>\$ 353.60</b>	<b>\$ 1,728.43</b>	<b>\$ 1,728.43</b>	<b>\$ 2.63</b>	<b>\$ 1,725.80</b>	<b>\$ 118.38</b>	<b>132</b>	
<b>TOTAL CASH SALES</b>									
<b>Date</b>	<b>Thursday</b>	<b>Saturday</b>							
April 1, 2017		496.61							
April 8, 2017		278.35							
April 15, 2017		299.27							
April 22, 2017		311.99							
April 29, 2017		342.21							
<b>TOTALS</b>	<b>\$0.00</b>	<b>\$1,728.43</b>							
<b>DAILY AVERAGE</b>		<b>\$345.69</b>							

DNSWMA KLAMATH TRANSFER STATION - DEPOSITS April-2017									
Date	Cash	Checks	TOTAL Deposit	Over / Short	Sales	TOTAL Sales	Charges	Tickets	
April 2, 2017	681.28	56.01	737.29	(4.06)	741.35	737.29	37.63	61	
April 5, 2017	204.17	29.25	233.42	1.24	232.18	233.42		18	
April 9, 2017	723.82	159.08	882.90	0.25	882.65	882.90		30	
April 12, 2017	413.95	8.75	422.70	0.12	422.58	422.70	25.67	22	
April 16, 2017	CLOSED		0.00			0.00			
April 19, 2017	273.53	8.75	282.28	0.25	282.03	282.28		24	
April 23, 2017	512.27	106.64	618.91	8.66	610.25	618.91		45	
April 26, 2017	149.76	8.75	158.51	0.50	158.01	158.51		16	
April 30, 2017	365.71	11.75	377.46	0.23	377.23	377.46		32	
			0.00			0.00			
			0.00			0.00			
			0.00			0.00			
			0.00			0.00			
			0.00			0.00			
			0.00			0.00			
			0.00			0.00			
			0.00			0.00			
<b>TOTAL</b>	<b>\$ 3,324.49</b>	<b>\$ 388.98</b>	<b>\$ 3,713.47</b>	<b>7.19</b>	<b>\$ 3,706.28</b>	<b>\$ 3,713.47</b>	<b>\$ 63.30</b>	<b>248</b>	
<b>TOTAL CASH SALES</b>									
<b>Date</b>	<b>Wednesday</b>	<b>Friday</b>	<b>Sunday</b>						
April 2, 2017			737.29						
April 5, 2017	233.42								
April 9, 2017			882.90						
April 12, 2017	422.70								
April 16, 2017			CLOSED						
April 19, 2017	282.28								
April 23, 2017			618.91						
April 26, 2017	158.51								
April 30, 2017			377.46						
<b>TOTALS</b>	<b>\$1,096.91</b>	<b>\$0.00</b>	<b>\$2,616.56</b>						
DAILY AVERAGE	\$274.23		\$654.14						

**AUTHORITY      REVENUE      REPORT      April 2017**

	<b>2015/2016</b>	<b>2016/2017</b>	
<b>Source</b>			
<b>Authority</b>	Actual Annual		Budget/Month
<b>Service Fees</b>	\$ 1,030,898.99		\$ 83,947.67    \$ 1,007,372.00
	Actual/Month	Comparison FY15/16	Actual/Month
			Over Budget
July	\$ 94,614.42	\$ (1,219.41)	\$ 9,447.34
August	\$ 92,156.03	\$ 8,128.42	\$ 16,336.78
September	\$ 91,983.20	\$ 5,866.38	\$ 13,901.91
October	\$ 90,405.08	\$ (6,188.04)	\$ 269.37
November	\$ 74,641.65	\$ 13,298.22	\$ 3,992.20
December	\$ 73,083.00	\$ 11,336.61	\$ 471.94
January	\$ 75,830.23	\$ 12,238.53	\$ 4,121.09
February	\$ 83,078.53	\$ (5,056.70)	\$ (5,925.84)
March	\$ 82,737.50	\$ 9,736.34	\$ 8,526.17
April	\$ 86,370.22	\$ 5,334.30	\$ 7,756.85
May	\$ 90,954.13	\$ -	\$ -
June	\$ 95,045.00	\$ -	\$ -
<b>Total</b>	<b>\$ 1,030,898.99</b>	<b>\$ 53,474.65</b>	<b>\$ 898,374.51</b>

Over last year at this point

6.56%  
Ahead of budget



**AUTHORITY      2015/2016      REVENUE      REPORT      April 2017**

**Source      2015/2016**

**2016/2017**

**Franchise Fee      Actual Annual**

Budget/Month      Budget/Year  
 \$      22,796.67      \$      273,560.00

Actual/Month		Comparison FY 15/16	Actual/Month		Over/Under Budget
July	\$ 19,500.00	\$ 5,094.00	July	\$ 24,594.00	\$ 1,797.33
August	\$ 24,126.00	\$ (1,498.00)	August	\$ 22,628.00	\$ (168.67)
September	\$ 25,288.00	\$ (1,285.00)	September	\$ 24,003.00	\$ 1,206.33
October	\$ 22,618.00	\$ 81.00	October	\$ 22,699.00	\$ (97.67)
November	\$ 21,387.00	\$ 534.00	November	\$ 21,921.00	\$ (875.67)
December	\$ 20,803.00	\$ 1,763.00	December	\$ 22,566.00	\$ (230.67)
January	\$ 20,780.00	\$ (189.00)	January	\$ 20,591.00	\$ (2,205.67)
February	\$ 20,827.00	\$ 1,203.00	February	\$ 22,030.00	\$ (766.67)
March	\$ 21,438.00	\$ (241.00)	March	\$ 21,197.00	\$ (1,599.67)
April	\$ 21,799.00	\$ 1,124.00	April	\$ 22,923.00	\$ 126.33
May	\$ 23,342.00	\$ -	May		\$ -
June	\$ 24,400.00	\$ -	June		\$ -
<b>Total</b>	<b>\$ 266,308.00</b>	<b>\$ 6,586.00</b>	<b>Total</b>	<b>\$ 225,152.00</b>	<b>\$ (2,814.67)</b>

Over last year at this point

-1.25%  
Ahead of budget



# Del Norte Solid Waste Management Authority

1700 State Street, Crescent City, CA 95531

Phone (707) 465-1100 Fax (707) 465-1300

[www.recycledelnorte.ca.gov](http://www.recycledelnorte.ca.gov)

The Authority's mission is the management of Del Norte County solid waste and recyclable material in an environmentally sound, cost effective, efficient and safe manner while ensuring 100% regulatory compliance with law.

## Staff Report

Date: 19 May 2017  
To: Commissioners of the Del Norte Solid Waste Management Authority  
From: Tedd Ward, M.S. – Director *T. Ward*  
Attachment: Related correspondence with CalRecycle  
File Number: 060901 – Financial Assurances – Landfill Closure  
130102 – Landfill Post-Closure Maintenance  
Topic: Landfill Post-Closure Financial Assurances, Pledge of Revenue, and Multiplier

**Summary / Recommendation:** Status report; no additional action required. The Board has standing direction that Authority staff annually request that CalRecycle review and approve a reduced multiplier for the approved annual postclosure maintenance cost estimate.

The attached correspondence from CalRecycle specifies that they require the original Pledge of Revenue document with original signatures. Neither Authority nor County staff are able to locate the document with original signatures. To complete the process to request the reduction in the multiplier, staff may therefore need to request new signatures on that document from the County Board of Supervisors.

**Background:** The Crescent City Landfill as a public facility is administered by the Del Norte Solid Waste Management Authority, though the property is owned by the County of Del Norte. The facility was closed to the public in March 2005, and phased closure construction was completed in February 2006. Under Federal law, both the Authority and the County are required to demonstrate and assure that finances are available and reserved for the projected post-closure maintenance expenses for at least the duration of a 30-year post-closure maintenance period, which will last until February 2036.

Identifying sources of money to meet these post-closure financial assurance requirements or adopting appropriate Pledge of Revenue resolutions is one of the many requirements associated with managing the closed landfill throughout the 30-year post-closure maintenance period. The Crescent City Landfill Closure Plan describes how the Authority and the County intended to meet the post-closure financial assurance

3.1



requirement using a 'Pledge of Revenue' from the receipts collected at the Del Norte County Transfer Station. The Authority's Pledge of Revenue meets the requirements of Title 27 of the California Code of Regulations, Division 2, Subdiv. 1, Ch. 6, Subchapter 3, Article 2, section 22245, and has been approved by the California Department of Resources Recycling and Recovery (CalRecycle).

As part of their annual audit of the Authority's accounts, Smith and Newell requests an assessment of the liability associated with maintenance and monitoring responsibilities for the Crescent City Landfill.

In May 2011, the Authority Board directed staff to prepare an application to CalRecycle seeking approval for the reduction of the multiplier used to assess the liability for post-closure maintenance and monitoring of the Crescent City Landfill, and staff have submitted such a letter annually since that time.

**Analysis:** As of February 2017, eleven years will have elapsed since the post-closure maintenance period began. CalRecycle has sent letters approving the reduction of the postclosure maintenance multiplier from 30 to 25 in September 2012, from 25 to 24 effective February 2013, from 24 to 23 effective February 2014, and from 23 to 22 effective February 2015. Most recently, in a letter from September 2016, CalRecycle approved that this multiplier be reduced from 22 to 21. Each of these letters stated that the Authority must annually request approval from CalRecycle for subsequent reductions.

While this is not a reduced cash expense, it does improve the Authority's financial standing. Furthermore, Smith and Newell were very interested in understanding how the Authority obtained this approval, as they were not aware of any of their other local government clients who had received such approval.

**Alternatives:** The Board could decline to direct staff to apply for additional reductions in this multiplier.

**Fiscal Impact:** What difference does this make? Without these approvals, the Authority's projected postclosure liability would be calculated to be \$2,915,618 as of June 2016. Past approvals reducing the multiplier, have resulted in the Authority's projected postclosure liability being calculated to be \$2,061,341 - a reduction of \$854,276.



# Del Norte Solid Waste Management Authority

1700 State Street, Crescent City, CA 95531

Phone (707) 465-1100 Fax (707) 465-1300

[www.recycledelnorte.ca.gov](http://www.recycledelnorte.ca.gov)

The Authority's mission is the management of Del Norte County solid waste and recyclable material in an environmentally sound, cost effective, efficient and safe manner while ensuring 100% regulatory compliance with law.

07 April 2017

Ms. Christina Reese  
Waste Permitting, Compliance and Mitigation Division  
Financial Assurances Unit  
California Department of Resources Recycling and Recovery (CalRecycle)  
1001 I Street  
PO Box 4025  
Sacramento, CA 95812-4025

**SUBJECT: Request for Reduction in Post-Closure Financial Assurance Multiplier for the Crescent City Landfill**

Dear Ms. Markie:

The Del Norte Solid Waste Management Authority (Authority), a rural regional joint powers authority comprised of the City of Crescent City and the County of Del Norte, hereby request a reduction in the multiplier used to assess the financial liability associated with the Crescent City Landfill. Final closure construction of this facility was completed on 01 February 2006. Authority staff, partner agencies and contractors have maintained this landfill and monitored surface, storm, and ground water quality since closure was completed.

The Authority has adopted Resolution 2014-02, a Pledge of Revenue Agreement Establishing Financial Assurance for Postclosure Maintenance of the Crescent City Landfill.

As you are aware, each year the Authority must estimate the amount of the post-closure liability by multiplying the engineer's estimate of the annual post-closure maintenance expenses times thirty (30). This significant liability is recognized each year within the Authority's financial audit, and is not reduced by annual maintenance or monitoring expenses, though projections of these expenses were the basis for the engineer's estimate.

As of February 2017, eleven years will have elapsed since the post-closure maintenance period began. CalRecycle has sent letters approving the reduction of the

A Joint Powers Authority of  
the City of Crescent City and County of Del Norte

Printed on minimum  
30% post-consumer



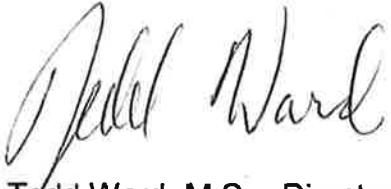
100% recycled paper

postclosure maintenance multiplier from 30 to 25 in September 2012, from 25 to 24 effective February 2013, from 24 to 23 effective February 2014, and from 23 to 22 effective February 2015. Most recently, in a letter from September 2016, CalRecycle approved that this multiplier be reduced from 22 to 21.

The Authority hereby requests that CalRecycle officially reduce the Del Norte Solid Waste Management Authority's multiplier for calculating the post-closure liability for the Crescent City Landfill by ten years to be twenty (20), effective February 2017.

If you have questions or need further information, please contact me. Thank you in advance for your consideration of this request.

Sincerely,

A handwritten signature in cursive script that reads "Tedd Ward".

Tedd Ward, M.S. - Director  
Del Norte Solid Waste Management Authority

cc: Ms. Diana Post, Permits and Assistance North Unit, CalRecycle  
Ms. Gina Morrison, North Coast Regional Water Quality Control Board  
Mr. Jim Barnts, Del Norte County Engineer  
Mr. Clinton Schaad, Auditor/Controller, County of Del Norte  
Ms. Heidi Kunstal, Del Norte County Community Development Department

## Tedd Ward

---

**From:** Reese, Christina@CalRecycle <Christina.Reese@calrecycle.ca.gov>  
**Sent:** Wednesday, April 19, 2017 11:33 AM  
**To:** 'Tedd Ward'  
**Subject:** RE: Letter Requesting Reduction in Financial Assurances Multiplier for CC landfill  
**Attachments:** CalRecycle114.pdf; 2015 Inflation Factor.pdf; Inflation Costs for 08-AA-0006 Crescent City LF - OPERATOR.xls

**Follow Up Flag:** Follow up  
**Flag Status:** Flagged

Good Morning Tedd,

Thank you for sending this over to me. Before this request can be approved there are a few outstanding items CalRecycle has not yet received relating to the financial assurances. Currently, the outstanding items are as follows:

1. **The original signed agreement page for the Pledge of Revenue in place for corrective action costs**
2. **CalRecycle Form 114 (Attached)**
  - a. Since Crescent City has two separate Pledges (one for postclosure and one for corrective action) this form will need to be filled out twice.
  - b. This form is an annual recertification of the Pledges and is required to be submitted annually with the Inflation Reports, which are due every June 1<sup>st</sup>.
3. **2015 Inflation Report (Attached)**
  - a. Please also see attached spreadsheet detailing the inflation through 2016
  - b. As a reminder, the 2016 Inflation Report will be due June 1, 2017

If you have any questions please let me know.

Thank you,

**Christina Reese**

Financial Assurances Unit

☎ (916) 341-6155

**From:** Reese, Christina@CalRecycle  
**Sent:** Wednesday, December 21, 2016 8:11 AM  
**To:** 'Tedd Ward' <tedd@recycledelnorte.ca.gov>  
**Subject:** Financial Assurance Requirements - Crescent City

Good Morning Tedd,

I wanted to touch base with you regarding the documents requested below (please see the highlighted information in my September 21<sup>st</sup> email) . It appears CalRecycle has not yet received the signed pages for the Pledge of Revenue. Additionally, the Form 114 and the 2015 Inflation Report have not yet been received.

Please let me know if I can be of any assistance or if you have any questions. I hope you have a great holiday!

Thank you,

**Christina Reese**

Financial Assurances Unit

☎ (916) 341-6155

**From:** Reese, Christina@CalRecycle

**Sent:** Tuesday, October 25, 2016 4:06 PM

**To:** 'Tedd Ward' <[tedd@recycledelnorte.ca.gov](mailto:tedd@recycledelnorte.ca.gov)>

**Subject:** RE: Crescent City Landfill Liability in 2013?

Hi Tedd,

I completely understand where you are coming from and while I may agree with this conclusion, unfortunately I am bound by the regulations. Title 27, Division 2, Chapter 4, Subchapter 4, section 21880 (g) states the day certification is approved shall be considered the date of final closure. Since the closure was not approved until 2007, that is when the postclosure maintenance period should begin.

The multiplier was reduced from 30 to 25 in September 2012, from 25 to 24 in February 2013, from 24 to 23 in February 2014, from 23 to 22 in February 2015 and from 22 to 21 in effective February 2016. These reductions correspond with the 9 years since the certification of closure was approved.

Thank you,

**Christina Reese**

Financial Assurances Unit

☎ (916) 341-6155

**From:** Tedd Ward [<mailto:tedd@recycledelnorte.ca.gov>]

**Sent:** Tuesday, October 25, 2016 3:02 PM

**To:** Reese, Christina@CalRecycle

**Subject:** RE: Crescent City Landfill Liability in 2013?

Christina:

Yes, I think our numbers are not yet matching up because we are using different dates for when the post-closure period began.

The Crescent City Landfill stopped receiving materials for disposal in March 2005. Closure construction was completed and all CQA documents signed off including a signed Certificate of Closure as of February 2006. The California Integrated Waste Management Authority (now CalRecycle) approved the certification for closure in February 2007.

We have been calculating our liability from the February 2006 date. From Feb 2006 until Feb 2007, our agency had liability of the closed landfill. So from our standpoint, the date of post-closure liability started from the date closure construction was completed. While I can appreciate how this impacts the multiplier we use (and we very much appreciate the approval of those multiplier reductions) I fail to see how the time it took for CalRecycle's process to recognize our closure construction was complete should add another year to the post-closure maintenance period.

Tedd Ward, M.S. – Director

Del Norte Solid Waste Management Authority

1700 State Street

Crescent City, CA 95531

707-465-1100 office  
707-465-1300 fax  
707-954-0953 mobile

**From:** Reese, Christina@CalRecycle [mailto:Christina.Reese@calrecycle.ca.gov]  
**Sent:** Tuesday, October 18, 2016 2:11 PM  
**To:** 'Tedd Ward' <tedd@recycledelnorte.ca.gov>  
**Subject:** RE: Crescent City Landfill Liability in 2013?

Hi Tedd,

Our Closure Support group just provided me with a different plan from April 2013 plan (attached). Does this differ from the June 2013 plan you're referring to? Based off of the numbers in the April 2013 plan the annual and total amounts for postclosure maintenance should be:

April 2013 Plan Amount: \$96,861 annually / \$2,324,664 total  
Amount in 2015 with inflation: \$99,789 annually / \$2,195,350 total (22 year multiplier)  
Amount in 2016 with inflation: \$100,787 annually / \$2,116,517 total (21 year multiplier)

Our records show that CalRecycle approved the certification for closure in February of 2007, but it looks like the April 2013 plan estimate is being calculated from a closure date in 2006. This year difference could be throwing off the amounts a bit. Please let me know if these numbers do no match up with your records. I have attached my spreadsheet as well for clarification.

Thank you,

**Christina Reese**

Financial Assurances Unit  
☎ (916) 341-6155

**From:** Tedd Ward [mailto:tedd@recycledelnorte.ca.gov]  
**Sent:** Tuesday, October 18, 2016 11:22 AM  
**To:** Reese, Christina@CalRecycle <Christina.Reese@calrecycle.ca.gov>  
**Subject:** FW: Crescent City Landfill Liability in 2013?  
**Importance:** High

Resending.....

Tedd Ward, M.S. – Director  
Del Norte Solid Waste Management Authority  
1700 State Street  
Crescent City, CA 95531

707-465-1100 office  
707-465-1300 fax  
707-954-0953 mobile

**From:** Tedd Ward [mailto:tedd@recycledelnorte.ca.gov]  
**Sent:** Monday, October 17, 2016 2:45 PM  
**To:** 'Reese, Christina@CalRecycle' <Christina.Reese@calrecycle.ca.gov>  
**Subject:** RE: Crescent City Landfill Liability in 2013?



Christina:

While I have confirmed the June 2013 Corrective action amount of \$522,200, I am having more trouble finding the document that indicates that the Post-closure liability in Dec 2013 was projected to be \$2,480,130. Do you have a copy of the document we may have sent you indicating this amount?

Some of the confusion could be associated with the fact that we had a contractor (EBA) calculate a revised post-closure maintenance estimate in June 2013. If I could see the document we sent you, I might be able to get to the bottom of this.

Thanks,

Tedd Ward, M.S. – Director  
Del Norte Solid Waste Management Authority  
1700 State Street  
Crescent City, CA 95531

707-465-1100 office  
707-465-1300 fax  
707-954-0953 mobile

**From:** Reese, Christina@CalRecycle [<mailto:Christina.Reese@calrecycle.ca.gov>]  
**Sent:** Friday, September 30, 2016 9:09 AM  
**To:** 'Tedd Ward' <[tedd@recycledelnorte.ca.gov](mailto:tedd@recycledelnorte.ca.gov)>  
**Subject:** RE: Crescent City Landfill Multiplier Reduction Request

Good Morning Tedd,

Thank you for sending that over. The estimate for corrective action will also need to be adjusted for inflation in the same way. The attached Inflation Factor calculation sheet will allow for both the postclosure maintenance amount and the corrective action amount to be calculated on the same submittal. This form is due every June 1<sup>st</sup> to incorporate inflation amounts, it appears we haven't received one since 2001.

According the CalRecycle's records, the breakdown below is what the inflation amounts should be for both postclosure maintenance and corrective action based off of their respective plan amounts submitted in 2013.

**Postclosure Maintenance**

December 2013 Plan Amount: \$82,671 annually / \$2,480,130 total  
Amount in 2015 with inflation: \$85,170 annually / \$2,555,092 total  
Amount in 2016 with inflation: \$86,021 annually / \$2,580,643 total

**Corrective Action**

June 2013 Plan Amount: \$522,200  
Amount in 2015 with inflation: \$537,983  
Amount in 2016 with inflation: \$543,363

I entered these amounts into the attached Inflation Factor calculation sheet. I have also attached my spreadsheet detailing how each amount was calculated. If you have any questions regarding these numbers or find they are inaccurate, please let me know. I hope you have a nice weekend!

Thank you,

# Christina Reese

Financial Assurances Unit

☎ (916) 341-6155

**From:** Tedd Ward [<mailto:tedd@recycledelnorte.ca.gov>]  
**Sent:** Thursday, September 29, 2016 3:51 PM  
**To:** Reese, Christina@CalRecycle <[Christina.Reese@calrecycle.ca.gov](mailto:Christina.Reese@calrecycle.ca.gov)>  
**Subject:** RE: Crescent City Landfill Multiplier Reduction Request

Christina:

I'm still working on getting the signature page and Form 114.

Attached, however, are the calculated amounts for postclosure maintenance. Do I need to also revise cost estimates for corrective action in a similar fashion, or is there a different method for doing that?

Tedd Ward, M.S. – Director  
Del Norte Solid Waste Management Authority  
1700 State Street  
Crescent City, CA 95531

707-465-1100 office  
707-465-1300 fax  
707-954-0953 mobile

**From:** Reese, Christina@CalRecycle [<mailto:Christina.Reese@calrecycle.ca.gov>]  
**Sent:** Wednesday, September 21, 2016 9:00 AM  
**To:** 'Tedd Ward' <[tedd@recycledelnorte.ca.gov](mailto:tedd@recycledelnorte.ca.gov)>  
**Subject:** RE: Crescent City Landfill Multiplier Reduction Request

Good Morning Tedd,

Thank you for sending that to me. I did find a copy of this resolution in our paper file, but there was a note attached indicating CalRecycle was waiting for the agreement page with original signatures. I believe you were working with Joanne Byrne a couple years back in getting this established? Unfortunately, she left CalRecycle just shortly after the resolution was submitted and it doesn't appear we ever received the rest of the requirements.

In order for the Pledge of Revenue to fulfill all the requirements there are a couple more documents that need to be submitted. First is the agreement I mentioned above. I have attached a copy of the agreement page from your original Pledge of Revenue, this signature page will need to be established again for this submittal. CalRecycle is required to keep the original agreement page with original signatures, so if you would like an original copy as well, please provide two signed agreements and once CalRecycle has signed both pages, one can be sent back to you. **(Attachment Name: Agreement-Signature Page Example)**

Additionally, regulation requires CalRecycle Form 114 to be included with all Pledge of Revenue submittals. This form is also attached for your convenience. The last page of this form must be submitted on an annual basis certifying that the pledged revenue continues to be available when needed. **(Attachment Name: CalRecycle 114)**

Lastly, the cost estimate amounts for postclosure maintenance and corrective action have not been adjusted since 2013. Cost estimates must be increased for inflation on an annual basis. Every June 1<sup>st</sup>, the attached Annual Inflation Factor form is due to CalRecycle, this helps keep track of the cost estimate amounts year by year. Please see the attached spreadsheet for an annual breakdown of what the cost estimate amounts should be for the 2016 year. **(Attachment Names: Annual Inflation Factor and Crescent City Inflation Costs)**

I apologize for throwing so much information to you at once, but if you have any questions please feel free to give me a call.

Thank you,

**Christina Reese**

Financial Assurances Unit

☎ (916) 341-6155

**From:** Tedd Ward [<mailto:tedd@recycledelnorte.ca.gov>]  
**Sent:** Tuesday, September 20, 2016 2:09 PM  
**To:** Reese, Christina@CalRecycle <[Christina.Reese@calrecycle.ca.gov](mailto:Christina.Reese@calrecycle.ca.gov)>  
**Cc:** [kayleen@recycledelnorte.ca.gov](mailto:kayleen@recycledelnorte.ca.gov)  
**Subject:** RE: Crescent City Landfill Multiplier Reduction Request

Christina:

We have satisfied this requirement under a Pledge of Revenue from the Del Norte County Transfer Station.

I am attaching the most recent resolution adopted with respect to this Pledge of Revenue.

Let me know if there is anything else you require.

Thanks,

Tedd Ward, M.S. – Director  
Del Norte Solid Waste Management Authority  
1700 State Street  
Crescent City, CA 95531

707-465-1100 office  
707-465-1300 fax  
707-954-0953 mobile

**From:** Reese, Christina@CalRecycle [<mailto:Christina.Reese@calrecycle.ca.gov>]  
**Sent:** Tuesday, September 20, 2016 8:37 AM  
**To:** 'Tedd Ward' <[tedd@recycledelnorte.ca.gov](mailto:tedd@recycledelnorte.ca.gov)>  
**Subject:** RE: Crescent City Landfill Multiplier Reduction Request

Good Morning Tedd,

I apologize for the delay, I wanted to ensure I was giving you the right information before passing along the effective date if it differed from the date of the letter. The change in the multiplier is effective as of February 7, 2016, the anniversary date of the certification of closure of the landfill.

In regards to the corrective action demonstration, it appears there is not one on file for this site. The pledge of revenue in place only covers the costs of postclosure maintenance. According to the most recent cost estimate from 2013, there was an estimated cost of \$522,200 for non-water corrective action costs, but no financial assurance in place to cover this cost. However, since this estimate was done in 2013 there will be an increase to the amount for annual inflation over the last three years.

I am drafting a letter to provide further explanation and detail on what is required for the corrective action costs, which I will have to you before week's end. In the meantime, if you have any questions please feel free to contact me.

Thank you,

**Christina Reese**

Financial Assurances Unit

☎ (916) 341-6155

**From:** Tedd Ward [<mailto:tedd@recycledelnorte.ca.gov>]

**Sent:** Monday, September 19, 2016 10:18 AM

**To:** Reese, Christina@CalRecycle <[Christina.Reese@calrecycle.ca.gov](mailto:Christina.Reese@calrecycle.ca.gov)>

**Subject:** RE: Crescent City Landfill Multiplier Reduction Request

Christina:

Still looking for the 'effective date' of the reduced multiplier. Not sure what you mean by a 'Corrective Action demonstration'....

Thanks,

Tedd Ward, M.S. – Director  
Del Norte Solid Waste Management Authority  
1700 State Street  
Crescent City, CA 95531

707-465-1100 office  
707-465-1300 fax  
707-954-0953 mobile

**From:** Reese, Christina@CalRecycle [<mailto:Christina.Reese@calrecycle.ca.gov>]

**Sent:** Monday, September 19, 2016 10:02 AM

**To:** 'Tedd Ward' <[tedd@recycledelnorte.ca.gov](mailto:tedd@recycledelnorte.ca.gov)>

**Subject:** RE: Crescent City Landfill Multiplier Reduction Request

Good Morning Ted,

I hope you had a nice weekend. I received your voicemail from Friday afternoon and I wanted to let you know I am working on getting an answer for you. I just recently started with the Financial Assurance Unit and I want to make sure I am giving you the correction information.

I had a quick question regarding your Corrective Action demonstration, it appears we do not have anything on file. Is there a demonstration in place and if so could you please provide me with a copy of it?

Thank you,

# Christina Reese

Financial Assurances Unit

☎ (916) 341-6155

# COLLECTIONS CHANGE ORDER 11

**CONTRACT:** FRANCHISE AGREEMENT FOR SOLID WASTE AND RECYCLABLES  
COLLECTION SERVICES FOR CRESCENT CITY AND DEL NORTE COUNTY,  
CALIFORNIA

---

**CONTRACTOR:** RECOLOGY DEL NORTE, INC.  
**AUTHORITY:** DEL NORTE SOLID WASTE MANAGEMENT AUTHORITY  
**SUBJECT:** CPI-BASED RATE ADJUSTMENT

---

**NATURE OF CHANGES:** This Change Order grants Contractor an increase as described under section 7.02.B of the Agreement, based on 85% of the change in the Consumer Price Index for All Urban Consumers (CPI-U) using the CPI Beginning Index for January 2011 (220.223), the CPI Extension Index for March 2017 (243.801). Using the formula in section 7.02.B, the extension adjustment factor is calculated to be 1.0910046. The new maximum collection rates are attached as Schedule A (revised July 2017), and will be effective starting 01 July 2017, and are effective until further modified by the Authority Board.

---

**CONTRACT TIME:** Contract Time remains unchanged. The rates and services described in this Change Order may be offered to customers within the Franchise area once this Change Order has been approved and executed.

**CONTRACT PRICE:** This Change Order makes the following changes to the Contract Price:  
Contractor may collect amounts not to exceed the rates described on the next page of this Change Order from customers for the services described therein.

*This Change Order is hereby approved:*

RECOLOGY DEL NORTE, INC.

BY: \_\_\_\_\_  
Michael J. Sangiacomo, President & CEO

DATE: \_\_\_\_\_

Del Norte Solid Waste Management Authority

BY: \_\_\_\_\_  
Blake Inscore, Chair

BY: \_\_\_\_\_  
Lori Cowan, Secretary

Approved as to form:

BY: \_\_\_\_\_  
Martha D. Rice, General Counsel

4.1

# COLLECTIONS CHANGE ORDER 11

TO SIGN UP FOR THESE SERVICES, CALL RECOLOGY DEL NORTE AT (707) 464-4181

## Schedule A: Recology Del Norte Collection Rates, starting July 2017

### Monthly Rates for Weekly Residential & Multi-Family Collections

	Trash + Recycling	Brush Only	Recycling Only
20 Gallon Mini-cart on curb	\$ 20.89		
20 Gallon Mini-cart off-curb	\$ 26.11		
32 Gallon Cart on curb	\$ 26.13	\$ 10.38	\$ 19.64
32 Gallon Cart off-curb	\$ 32.66	\$ 12.98	\$ 24.55
64 Gallon Cart on curb	\$ 38.08	\$ 15.34	\$ 28.82
64 Gallon Cart off-curb	\$ 47.60	\$ 19.18	\$ 35.77
96 Gallon Cart on curb	\$ 55.18	\$ 23.26	\$ 41.46
96 Gallon Cart off-curb	\$ 68.97	\$ 29.08	\$ 51.82

### Temporary Cart and Bin Collection Services, Collection One week after Delivery

	Trash	Brush Only	Recycling Only
64 Gallon Cart. (Paired w/ 64 Gallon recycling)	\$ 37.21	\$ 12.78	
96 Gallon Cart. (Paired with 96 Gallon recycling)	\$ 65.12	\$ 19.39	
2 cubic yard bin	\$ 72.15	\$ 51.08	\$ 41.23
3 cubic yard bin	\$ 112.98	\$ 79.98	\$ 64.57
4 cubic yard bin	\$ 149.07	\$ 105.53	\$ 85.20
6 cubic yard bin	\$ 197.29	\$ 139.65	\$ 112.74
10 cubic yard bin	\$ 647.27	\$ 458.20	\$ 369.92
20 cubic yard bin	\$ 808.59	\$ 545.26	\$ 440.20
30 cubic yard bin	\$ 986.47	\$ 665.21	\$ 537.05
40 cubic yard bin	\$ 1,339.63	\$ 903.37	\$ 729.30

### Additional Available Services and Potential Extra Fixed-fee Charges

For customers requesting a larger recycling cart than trash	\$ 0.00	Additional per month
Charge for re-locating Temp bin	\$ 54.55	per relocation < 5 miles
Unscheduled Collection	\$ 5.46	per unscheduled collection
Locking bin charge	\$ 5.46	additional per locking bin per month
Bear-proof Bin	\$ 109.10	Additional per bin per month
Special Service Fee	\$ 54.55	per half hour of extra labor
Pass-through charges for bulky item or tires placed in bin	\$ 0.00	+ DNC Transfer Station per item charge

### Percentage Surcharges for Additional Services

Roll-out or off-curb charge	25%	Additional
Off-road surcharge, only on approved list of addresses	56.25%	Additional
Secondary Franchise Area	65%	Additional
Extra time for Temporary Bins	25%	of Rate for Temp. Bin for each additional week
Medical waste	80%	Additional
More than Weekly Collection	100%	Additional x (Coll/wk - 1) x Rate
Weekend collection	50%	Additional

Rates Effective Starting July 2017

	Trash (including Recycling for >0.9 cy if Multi-family)	Brush Only	Recycling Only
32 Gallon Commercial Cart *	\$ 40.77	\$ 11.64	\$ 23.63
64 Gallon Commercial Cart *	\$ 81.53	\$ 23.60	\$ 47.26
96 Gallon Commercial Cart *	\$ 142.69	\$ 43.24	\$ 82.72
1 cubic yard bin	\$ 142.92	\$ 103.42	\$ 81.68
1.5 cubic yard bin	\$ 205.82	\$ 147.25	\$ 117.62
2 cubic yard bin	\$ 256.34	\$ 179.70	\$ 146.50
3 cubic yard bin	\$ 371.18	\$ 257.30	\$ 212.13
4 cubic yard bin	\$ 464.58	\$ 315.18	\$ 265.51
6 cubic yard bin	\$ 672.82	\$ 450.66	\$ 384.52
10 cubic yard bin	\$ 2,272.89	\$ 1,462.66	\$ 1,298.96
20 cubic yard bin	\$ 3,101.81	\$ 1,901.45	\$ 1,688.65
30 cubic yard bin	\$ 3,876.34	\$ 2,376.25	\$ 2,110.31
40 cubic yard bin	\$ 4,650.87	\$ 2,851.04	\$ 2,531.96

\* Trash service in these sizes includes a weekly recycling cart collection at no additional charge.

### Other Collection Services, per collection

Commercial Compactors	\$ 73.20	per cubic yard per collection
Pre-paid single-family residential bags	\$ 7.78	per bag
Extra residential bulky item collection	\$ 64.64	per extra bulky item

### Municipal Collection and Transport Services

Treatment Plant Sludge, screenings, skimmings and grit	\$ 175.36	per ton, incl. transport and disposal
Collection, hauling and unloading bins as directed	\$ 189.97	per haul

### Maximum Allowed Weights by Container Volume

	Maximum Allowed Weight
Pre-paid single-family residential bags	40 pounds
20 Gallon Cart	40 pounds
32 Gallon Cart	60 pounds
64 Gallon Cart	120 pounds
96 Gallon Cart	180 pounds
2 cubic yards	560 pounds
3 cubic yards	840 tons
4 cubic yards	1100 tons
6 cubic yards	1660 tons
10 cubic yards	3,000 tons
20 cubic yards	4,250 tons
30 cubic yards	5,500 tons
40 cubic yards	6,250 tons

NOTE: Carts, and Bins placed for collection with more than the allowed weight may not be collected. If Recology Del Norte collects an overweight container, they may charge for the amount over the allowed weight for that size container, at the approved rates charged at the Del Norte County Transfer Station.

# TRANSFER STATION OPERATIONS CHANGE ORDER 25

**CONTRACT:** AGREEMENT FOR OPERATIONS OF A TRANSFER STATION, RECOVERY, TRANSPORTATION AND DISPOSAL OF WASTE FROM THE DEL NORTE COUNTY TRANSFER STATION, DEL NORTE COUNTY, CA

---

**CONTRACTOR:** HAMBRO / WASTE SOLUTIONS GROUP  
**AGENCY:** DEL NORTE SOLID WASTE MANAGEMENT AUTHORITY  
**SUBJECT:** RATE ADJUSTMENTS BASED ON CHANGES TO CPI

---

**NATURE OF CHANGES:** This Change Order revises the fees to be paid to Contractor based on the changes to the cost for disposal, changes to the Consumer Price Index as allowed under **Division IV, section 5.A.i** of the Agreement. The calculated extension adjustment factor is based on 80% of the change in the Consumer Price Index for All Urban Consumers using the CPI Beginning Index for July 2003 (183.9), and the CPI Extension Index for March 2017 (243.801). Using the formula in **Division IV, section 5.A.i**, the extension adjustment factor is calculated to be (1.260581).

The new transfer station operations fees are described on the following page, and will be effective starting 01 July 2017, and will remain in effect until further modified by the Authority Board.

---

**Contract Time:** The term of the Transfer Operations Agreement remains unchanged by this Change Order.

**Contract Price:** This Change Order makes the changes identified on the next page to the Contract Price starting on 01 July 2017. The new Operations, Transport and Recycling service fee components under Change Order 25 include all prior adjustments to fees based on changes to the Consumer Price Index for all Urban Consumers (CPI-U).

*This Change Order is hereby approved:*

DATE: \_\_\_\_\_

**HAMBRO / Waste Solutions Group:**

**Del Norte Solid Waste Management Authority:**

BY: \_\_\_\_\_  
Wes White, President

BY: \_\_\_\_\_  
Blake Inscore, Chair

ATTEST:  
\_\_\_\_\_  
Corporate Secretary

ATTEST:  
\_\_\_\_\_  
Lori Cowan, Secretary

APPROVED AS TO FORM:

BY: \_\_\_\_\_  
Martha D. Rice, General Counsel



# TRANSFER STATION OPERATIONS CHANGE ORDER 25

Material Type		Effective Day Rates				Adjusted Fees Prior to CO 25	Service Fees Starting July 2017				Total changes under CO 25
		Operations	Transport	Recovery	Total Fee on Effective Date or Disposal		Operations	Transport	Recovery	Total Fee or Disposal	
<b>Municipal Solid Waste</b>	per										
Commercial, Franchise or Self-haul or mixed waste	ton	\$ 30.21	\$ 23.37	\$ 23.49	\$ 77.07	\$ 94.58	\$ 38.08	\$ 29.46	\$ 30.19	\$ 97.73	\$ 3.16
<b>Separated Recyclable Items</b>											
Non-waxed corrugated cardboard	ton	\$ 2.00	\$ 0.00	\$ 8.00	\$ 10.00	\$ 12.27	\$ 2.52	\$ 0.00	\$ 10.08	\$ 12.61	\$ 0.33
Ferrous metals	ton	\$ 2.00	\$ 0.00	\$ 13.00	\$ 15.00	\$ 18.41	\$ 2.52	\$ 0.00	\$ 16.39	\$ 18.91	\$ 0.50
Non-ferrous metals	ton	\$ 2.00	\$ 0.00	\$ 8.00	\$ 10.00	\$ 12.27	\$ 2.52	\$ 0.00	\$ 10.08	\$ 12.61	\$ 0.33
Mixed metals	ton	\$ 2.00	\$ 0.00	\$ 13.00	\$ 15.00	\$ 18.41	\$ 2.52	\$ 0.00	\$ 16.39	\$ 18.91	\$ 0.50
Textiles	ton	\$ 10.11	\$ 20.23	\$ 10.11	\$ 40.45	\$ 94.58	\$ 12.75	\$ 25.50	\$ 12.75	\$ 51.00	-\$ 43.58
<b>Bulky Items:</b>											
Appliance, Large and metal	each	\$ 2.00	\$ 0.00	\$ 14.00	\$ 16.00	\$ 19.63	\$ 2.52	\$ 0.00	\$ 17.65	\$ 20.17	\$ 0.53
Furniture, Bulky	handling fee each + weight charges	\$ 2.65	\$ 0.00	\$ 0.00	\$ 2.65	\$ 3.29	\$ 3.34	\$ 0.00	\$ 0.00	\$ 3.34	\$ 0.09
Mattresses or box springs	handling fee each + weight charges	\$ 5.26	\$ 0.00	\$ 0.00	\$ 5.26	\$ 6.45	\$ 6.63	\$ 0.00	\$ 0.00	\$ 6.63	\$ 0.18
Refrigerators	each	\$ 2.00	\$ 0.00	\$ 19.00	\$ 21.00	\$ 25.77	\$ 2.52	\$ 0.00	\$ 23.95	\$ 26.47	\$ 0.70
<b>Tires:</b>											
Small tires for scooters, small trailers, wheel barrows, etc.	each	\$ 0.51	\$ 0	\$ 2.74	\$ 3.25	\$ 3.99	\$ 0.64	\$ 0.00	\$ 3.46	\$ 4.10	\$ 0.11
Auto, pickup, motorcycle each no rims	each	\$ 0.50	\$ 0.00	\$ 3.00	\$ 3.50	\$ 4.30	\$ 0.63	\$ 0.00	\$ 3.79	\$ 4.42	\$ 0.12
Truck, no rim	each	\$ 0.50	\$ 0.00	\$ 8.50	\$ 7.00	\$ 8.59	\$ 0.63	\$ 0.00	\$ 8.21	\$ 8.84	\$ 0.25
Small tires for scooters, small trailers, wheel barrows, etc. with rims	each	\$ 1.02	\$ 0	\$ 2.98	\$ 4.00	\$ 4.91	\$ 1.29	\$ 0.00	\$ 3.76	\$ 5.05	\$ 0.14
Auto, pickup, motorcycle each with rims	each	\$ 1.00	\$ 0.00	\$ 4.00	\$ 5.00	\$ 6.14	\$ 1.26	\$ 0.00	\$ 5.05	\$ 6.31	\$ 0.18
Truck with rims	each	\$ 3.00	\$ 0.00	\$ 10.00	\$ 13.00	\$ 15.95	\$ 3.78	\$ 0.00	\$ 12.63	\$ 16.41	\$ 0.46
Oversize tires (>60" in diameter), no rim	each	\$ 5.00	\$ 0.00	\$ 70.00	\$ 75.00	\$ 92.04	\$ 6.30	\$ 0.00	\$ 88.31	\$ 94.62	\$ 2.58
<b>Separated food &amp; meat waste</b>											
Dead Animals	ton	\$ 30.21	\$ 23.37	\$ 23.49	\$ 77.07	\$ 94.58	\$ 38.08	\$ 29.46	\$ 30.19	\$ 97.73	\$ 3.16
Fish Waste	ton	\$ 30.21	\$ 23.37	\$ 23.49	\$ 77.07	\$ 94.58	\$ 38.08	\$ 29.46	\$ 30.19	\$ 97.73	\$ 3.16
Mixed food and compostable paper	ton	\$ 30.21	\$ 23.37	\$ 23.49	\$ 77.07	\$ 94.58	\$ 38.08	\$ 29.46	\$ 30.19	\$ 97.73	\$ 3.16
<b>Separated Compostable Materials</b>											
Disposal of contained sewage sludge, screenings, grit or skimmings	ton	\$ 30.21	\$ 23.37	\$ 23.49	\$ 77.07	\$ 94.58	\$ 38.08	\$ 29.46	\$ 30.19	\$ 97.73	\$ 3.16
Brush (no grass or stumps)	ton	\$ 7.00	\$ 3.85	\$ 16.15	\$ 27.00	\$ 33.13	\$ 8.82	\$ 4.85	\$ 20.36	\$ 34.04	\$ 0.90
Grass or leaves	ton	\$ 7.00	\$ 3.85	\$ 16.15	\$ 27.00	\$ 33.13	\$ 8.82	\$ 4.85	\$ 20.36	\$ 34.04	\$ 0.90
Untreated wood or lumber	ton	\$ 7.00	\$ 3.85	\$ 16.15	\$ 27.00	\$ 33.13	\$ 8.82	\$ 4.85	\$ 20.36	\$ 34.04	\$ 0.90
Stumps	ton	\$ 7.00	\$ 8.00	\$ 20.00	\$ 35.00	\$ 42.95	\$ 8.82	\$ 10.08	\$ 25.21	\$ 44.12	\$ 1.17
<b>Separated 'Inert' Rocks &amp; Soils</b>											
Asphalt	ton	\$ 12.00	\$ 8.00	\$ 5.50	\$ 25.50	\$ 31.29	\$ 15.13	\$ 10.08	\$ 6.93	\$ 32.14	\$ 0.85
Concrete, no steel	ton	\$ 12.00	\$ 8.00	\$ 8.00	\$ 28.00	\$ 34.36	\$ 15.13	\$ 10.08	\$ 10.08	\$ 35.30	\$ 0.94
Clean soil or sand	ton	\$ 12.00	\$ 8.00	\$ 5.50	\$ 25.50	\$ 31.29	\$ 15.13	\$ 10.08	\$ 6.93	\$ 32.14	\$ 0.85
Street sweepings	ton	\$ 30.21	\$ 23.37	\$ 23.49	\$ 77.07	\$ 94.58	\$ 38.08	\$ 29.46	\$ 30.19	\$ 97.73	\$ 3.16
<b>Special Wastes</b>											
Autoclaved and containerized medical wastes non-friable asbestos	ton	\$ 30.21	\$ 23.37	\$ 23.49	\$ 77.07	\$ 94.58	\$ 38.08	\$ 29.46	\$ 30.19	\$ 97.73	\$ 3.16
Electronic appliances w/o CRT's	ton	\$ 51.63	\$ 23.37	\$ 23.49	\$ 98.49	\$ 120.86	\$ 65.08	\$ 29.46	\$ 30.19	\$ 124.73	\$ 3.97
Construction Debris	ton	\$ 30.21	\$ 23.37	\$ 23.49	\$ 77.07	\$ 94.58	\$ 38.08	\$ 29.46	\$ 30.19	\$ 97.73	\$ 3.16
Trailers, modular homes	ton	\$ 80.21	\$ 23.37	\$ 23.49	\$ 127.07	\$ 156.94	\$ 101.11	\$ 29.46	\$ 30.19	\$ 160.76	\$ 4.83
Asphalt roofing	ton	\$ 30.21	\$ 23.37	\$ 23.49	\$ 77.07	\$ 94.58	\$ 38.08	\$ 29.46	\$ 30.19	\$ 97.73	\$ 3.16
Carpet, Clean and Rolled	ton	\$ 30.21	\$ 0.00	\$ 0.00	\$ 30.21	\$ 37.07	\$ 38.08	\$ 0.00	\$ 0.00	\$ 38.08	\$ 1.01
Commercial Compact Fluorescent Tubes, each	each	\$ 0.23	\$ 0.21	\$ 0.50	\$ 0.94	\$ 1.14	\$ 0.29	\$ 0.26	\$ 0.63	\$ 1.18	\$ 0.04
Commercial Fluorescent Tubes, each 4'	each	\$ 0.45	\$ 0.40	\$ 1.00	\$ 1.85	\$ 2.27	\$ 0.57	\$ 0.50	\$ 1.26	\$ 2.33	\$ 0.08
Commercial Fluorescent Tubes, each 8'	each	\$ 1.10	\$ 1.00	\$ 1.60	\$ 3.70	\$ 4.54	\$ 1.39	\$ 1.26	\$ 2.02	\$ 4.66	\$ 0.12
Mixed construction debris	ton	\$ 30.21	\$ 23.37	\$ 23.49	\$ 77.07	\$ 94.58	\$ 38.08	\$ 29.46	\$ 30.19	\$ 97.73	\$ 3.15
<b>Household hazardous wastes:</b>											
Commercial Oil Pumping	per pump	\$ 8.13	\$ 0.00	\$ 0.00	\$ 8.13	\$ 9.98	\$ 10.25	0	0	\$ 10.25	\$ 0.27
Used motor oil	quart										
Used oil filters	each										
Ethylene glycol antifreeze	quart										
Non-aerosol latex paint	gallon										
Lead acid batteries	each										
CRT's, televisions, computer monitors	each										
Residential fluorescent tubes	each										

The items listed at left will be accepted  
without charge at the Transfer Station  
every day the facility is open

**RESOLUTION 2017 — 01**

**A RESOLUTION OF THE BOARD OF COMMISSIONERS  
OF THE DEL NORTE SOLID WASTE MANAGEMENT AUTHORITY  
ADJUSTING REFUSE DISPOSAL RATES FOR THE DEL NORTE COUNTY  
TRANSFER STATION & THE FRANCHISE COLLECTION RATES**

WHEREAS, the Del Norte Solid Waste Management Authority has adopted Ordinance 11-01, pertaining to fees and charges for the collection and disposal of solid waste in Del Norte County; and

WHEREAS, Section 7.04, subdivisions D, E and G, of Ordinance 11-01, provides that the Authority Board may by Resolution revise the Refuse Disposal Rates for the Del Norte County Transfer Station, the Small-volume Transfer Stations in Gasquet and Klamath, as well as the maximum rates to be charged by the Franchisee for municipal solid waste, green waste and recyclable materials collection and disposal services provided under the Franchise Agreement; and

WHEREAS, the Authority Board has adopted Transfer Station Operations Change Order 25 which modifies the payments to Hambro/WSG, based on 80% of the changes to the Consumer Price Index between July 2003 and March 2017, and with a maximum increase of not more than 3% per year, for services provided at the Del Norte County Transfer Station in accordance with Division IV, section 5.A.i of the Authority's Agreement with Hambro/WSG; and

WHEREAS, the Authority Board has adopted Collections Change Order 11 which modifies the maximum rates to be charged by the Franchisee for municipal solid waste, green waste and recyclable materials collection and disposal services provided under section 7.2.B of the Franchise Agreement with Recology Del Norte, based on 85% of the changes to the Consumer Price Index between January 2011 and March 2017; and

WHEREAS, Attachment A to this Resolution describes the Franchise Collection customer rates approved under Collections Change Order 11; and

WHEREAS, Attachment B to this Resolution describes the customer rates which include the increases approved under Transfer Station Operations Change Order 25 and the adjustments to other fees collected by the Authority to comply with the California Integrated Waste Management Act of 1989 as amended, to comply with pledges of revenue to cover costs for post-closure maintenance of the Crescent City Landfill, and to pay related administrative, planning, and compliance expenses; and

WHEREAS, Attachment C to this Resolution describes the rates to be charged to customers of the Gasquet and Klamath small-volume container-site transfer stations;

NOW, THEREFORE BE IT RESOLVED by the Board of Commissioners of the Del Norte Solid Waste Management Authority that the rates specified in Attachments A, B and C to this Resolution are hereby adopted and shall take effect on July 1, 2017.

PASSED AND ADOPTED by the Board of Commissioners of the Del Norte Solid Waste Management Authority, County of Del Norte, State of California, on this 23rd day of May, 2017, by the following polled vote:

AYES:

NOES:

ABSENT:

ABSTAIN:

ATTEST:

---

Blake Inscore, Chair  
Del Norte Solid Waste Management  
Authority

---

Lori Cowan, Secretary  
Del Norte Solid Waste Management Authority

APPROVED AS TO FORM:

---

Martha D. Rice, General Counsel  
Del Norte Solid Waste Management Authority

# ATTACHMENT A

## Monthly Rates for Weekly Residential & Multi-Family Collections

	Trash + Recycling	Brush Only	Recycling Only
20 Gallon Mini-cart on curb	\$ 20.89		
20 Gallon Mini-cart off-curb	\$ 26.11		
32 Gallon Cart on curb	\$ 26.13	\$ 10.33	\$ 19.64
32 Gallon Cart off-curb	\$ 32.66	\$ 12.91	\$ 24.55
64 Gallon Cart on curb	\$ 38.08	\$ 15.26	\$ 28.62
64 Gallon Cart off-curb	\$ 47.60	\$ 19.07	\$ 35.77
96 Gallon Cart on curb	\$ 55.18	\$ 23.14	\$ 41.46
96 Gallon Cart off-curb	\$ 68.97	\$ 28.92	\$ 51.82

## Temporary Cart and Bin Collection Services, Collection One week after Delivery

	Trash	Brush Only	Recycling Only
64 Gallon Cart (Paired w/ 64 Gallon recycling)	\$ 37.21	\$ 12.53	
96 Gallon Cart (Paired with 96 Gallon recycling)	\$ 65.12	\$ 19.01	
2 cubic yard bin	\$ 72.15	\$ 50.09	\$ 41.23
3 cubic yard bin	\$ 112.98	\$ 78.43	\$ 64.57
4 cubic yard bin	\$ 149.07	\$ 103.49	\$ 85.20
6 cubic yard bin	\$ 197.29	\$ 136.96	\$ 112.74
10 cubic yard bin	\$ 647.27	\$ 449.36	\$ 369.92
20 cubic yard bin	\$ 808.59	\$ 534.74	\$ 440.20
30 cubic yard bin	\$ 986.47	\$ 652.38	\$ 537.05
40 cubic yard bin	\$ 1,339.63	\$ 885.94	\$ 729.30

## Additional Available Services and Potential Extra Fixed-fee Charges

For customers requesting a larger recycling cart than trash	\$ 0.00	Additional per month
Charge for re-locating Temp bin	\$ 54.55	per relocation < 5 miles
Unscheduled Collection	\$ 5.40	per unscheduled collection
Locking bin charge	\$ 5.40	additional per locking bin per month
Beer-proof Bin	\$ 109.10	Additional per bin per month
Special Service Fee	\$ 54.55	per half hour of extra labor
Pass-through charges for bulky item or tires placed in bin	\$ 0.00	* DNC Transfer Station per item charge

## Percentage Surcharges for Additional Services

Roll-out or off-curb charge	25%	Additional
Off-road surcharge, only on approved list of addresses	56.25%	Additional
Secondary Franchise Area	65%	Additional
Extra time for Temporary Bins	25%	of Rate for Temp. Bin for each additional week
Medical waste	80%	Additional
More than Weekly Collection	100%	Additional x (Call/wk -1) x Rate
Weekend collection	50%	Additional

Rates Effective Starting July 2017

## Monthly Rates for Weekly Commercial Collections

	Trash (including Recycling for >0.9 cy if Multi-family)	Brush Only	Recycling Only
32 Gallon Commercial Cart *	\$ 40.77	\$ 11.58	\$ 23.63
64 Gallon Commercial Cart *	\$ 81.53	\$ 23.48	\$ 47.26
96 Gallon Commercial Cart *	\$ 142.69	\$ 43.01	\$ 82.72
1 cubic yard bin	\$ 142.92	\$ 102.86	\$ 81.68
1.5 cubic yard bin	\$ 205.82	\$ 146.45	\$ 117.62
2 cubic yard bin	\$ 256.34	\$ 178.73	\$ 146.50
3 cubic yard bin	\$ 371.18	\$ 255.91	\$ 212.13
4 cubic yard bin	\$ 464.58	\$ 313.48	\$ 265.51
6 cubic yard bin	\$ 672.82	\$ 448.23	\$ 384.52
10 cubic yard bin	\$ 2,272.89	\$ 1,454.76	\$ 1,298.96
20 cubic yard bin	\$ 3,101.81	\$ 1,891.18	\$ 1,688.65
30 cubic yard bin	\$ 3,876.34	\$ 2,363.42	\$ 2,110.31
40 cubic yard bin	\$ 4,650.87	\$ 2,835.64	\$ 2,531.96

\* Trash service in these sizes includes a weekly recycling cart collection at no additional charge.

## Other Collection Services, per collection

Commercial Compactors	\$ 73.20	per cubic yard per collection
Pre-paid single-family residential bags	\$ 7.78	per bag
Extra residential bulky item collection	\$ 64.64	per extra bulky item

## Municipal Collection and Transport Services

Treatment Plant Sludge, screenings, skimmings and grit	\$ 175.36	per ton, incl. transport and disposal
Collection, hauling and unloading bins as directed	\$ 189.97	per haul

## Maximum Allowed Weights by Container Volume

Pre-paid single-family residential bags	Maximum Allowed Weight	
20 Gallon Cart	40	pounds
32 Gallon Cart	60	pounds
64 Gallon Cart	120	pounds
96 Gallon Cart	180	pounds
2 cubic yards	560	pounds
3 cubic yards	840	tons
4 cubic yards	1100	tons
6 cubic yards	1660	tons
10 cubic yards	3.00	tons
20 cubic yards	4.25	tons
30 cubic yards	5.50	tons
40 cubic yards	6.25	tons

Bags, Carts, and Bins placed for collection with more than the allowed weight may not be collected. If Recycling Dal Norte collects an overweight container, they may charge for the amount over the allowed weight for that size container, at the approved rates, charged at the Dal Norte County Transfer Station.

# ATTACHMENT B

Except as provided below, the rate for disposal of refuse shall be as follows:			
	INCOMING	Rate	
<b>Municipal Solid Waste</b>			
Commercial, Franchisee or Self-haul wastes	SW	\$ 148.50	per ton
Minimum Charge for wastes	SW	\$ 7.50	for up to 80 lbs
Gasquet Transfer Trailer	TRGA5	\$ 97.73	ton
Klamath Transfer Trailer	TRKLA	\$ 97.73	ton
Over 3 x 32 gal cans	SW30X	\$ 3.05	per 32 gal can
Over 2 x 45 gal cans	SW45X	\$ 4.55	per 45 gal can
Over 1 x 55 gal can	SW55G	\$ 5.60	per 55 gal can
<b>Separated Recyclable Items</b>			
Non-waxed corrugated cardboard	CCIN	\$ 19.15	per ton
Ferrous metals	METFE	\$ 28.73	per ton
Non-ferrous metals	METNF	\$ 19.15	per ton
Mixed metals	METMX	\$ 28.73	per ton
Textiles: Clean, dry and bagged. Shoes bagged separately.	TEXT	\$ 77.49	per ton
<b>Bulky Items:</b>			
Appliance, Large and metal	APPIN	\$ 30.65	each
Bulky Furniture Handling Fee	FURN	\$ 5.08	each + weight charge
Mattresses or box spring Handling Fee	MATBX	\$ 10.07	each + weight charge
Refrigerators	REFR	\$ 40.22	each
<b>Tires:</b>			
Auto, pickup, motorcycle each no rims	TIR_A	\$ 6.71	each
Small, wheel barrow, scooter, small trailer, pneumatic <10" no rim	TIR_S	\$ 6.23	each
Truck, no rim	TIR_T	\$ 13.42	each
Auto, pickup, motorcycle each with rims	TIRAR	\$ 9.59	each
Small, wheel barrow, scooter, small trailer, pneumatic <10" with rim	TIRSR	\$ 7.67	each
Truck with rims	TIRTR	\$ 24.93	each
Oversize tires (>60" in diameter), no rim	TIROS	\$ 143.76	each
<b>Separated food &amp; meat waste</b>			
Dead Animals	ANIML	\$ 148.50	per ton
Fish Waste	FISH	\$ 148.50	per ton
Mixed food and compostable paper	SW	\$ 148.50	per ton
<b>Separated Compostable Materials (no invasive weeds)</b>			
Disposal of contained sewage sludge, screenings, grit or skimmings	SLUDG	\$ 148.50	per ton
Brush (no tansy, scotch broom, english ivy, or pampas grass)	BRUSH	\$ 51.71	per ton
Grass or leaves	GRASS	\$ 51.71	per ton
Untreated wood or lumber	WOOD	\$ 51.71	per ton
Stumps	STUMP	\$ 67.04	per ton
<b>Separated 'Inert' Rocks &amp; Soils</b>			
Asphalt	ASPH	\$ 48.84	per ton
Concrete, no steel	CONC	\$ 53.63	per ton
Clean soil or sand	SOIL	\$ 48.84	per ton
Street sweepings	SWEEP	\$ 148.50	per ton
<b>Special Wastes</b>			
Autoclaved and containerized medical wastes	MEDI	\$ 148.50	per ton
Non-friable asbestos	ASBES	\$ 189.52	per ton
Minimum Charge for household electronics	CED	\$ 3.75	for up to 40 pounds
Electronic appliances w/o CRT's	CED	\$ 148.50	per ton
<b>Construction Debris</b>			
Trailers, modular homes	MHOM	\$ 244.26	per ton
Asphalt roofing	CONST	\$ 148.50	per ton
Gypsum sheetrock	CONST	\$ 148.50	per ton
Carpet, Clean and Rolled	CARPT	\$ 57.86	per ton
<b>Volume - Based Rates (available only when weighing is not possible)</b>			
Loose Refuse per cubic yard	SW_CY	\$ 16.33	per cubic yard
Loose Brush per cubic yard	BRUCY	\$ 6.46	per cubic yard
Loose Mixed Metals per cubic yard	METCY	\$ 17.88	per cubic yard
Loose Construction Debris per cubic yard	CONCY	\$ 37.12	per cubic yard
<b>Household hazardous wastes (available only at the Del Norte County Transfer Station)</b>			
Used motor oil	OILIN	\$ 0	qt
Used oil filters	OILFT	\$ 0	each
Ethylene glycol antifreeze	ANTIF	\$ 0	gal
Non-aerosol paints, stains, lacquers & varnishes	PAINT	\$ 0	gal
Lead acid batteries	BATT	\$ 0	each
Stored Batteries	SBATT	\$ 0	ton
Cathode ray tube devices (CRT's), televisions, computer monitors	CRT	\$ 0	each
Residential fluorescent tubes	FLOTB	\$ 0	each
Used Oil Paid	OILPD	\$ 0.40	gal paid to customer
<b>Commercial Hazardous Wastes</b>			
Commercial Oil Pumping (15-55 gallon container)	OILPUMP	\$ 15.57	per container pumped
Commercial Compact Fluorescent Tubes, each	FLOCC	\$ 1.80	each
Commercial Fluorescent Tubes, each 4'	FLOC4	\$ 3.54	each
Commercial Fluorescent Tubes, each 8'	FLOC8	\$ 7.09	each

Revised July 2017

## ATTACHMENT C

<b>DISPOSAL FEES AT THE GASQUET AND KLAMATH TRANSFER STATION SITES</b>		Rate
<i>Effective Starting July 2017</i>		
STANDARD FEE FOR WASTE ( 0.44 cubic yard, 3 x 30 gal, 2 x 45 gal, or 1 x 55 gal)	minimum for mixed wastes	\$ 9.00
MINIMUM FEE FOR ELECTRONICS (up to 4.8 cubic feet or 0.18 cubic yards)	minimum for electronics	\$ 3.75
Each additional 30 gallon over three	each additional can	\$ 3.05
Each additional 45 gallon can over two	each additional can	\$ 4.55
Each additional 55 gallon can	each additional can	\$ 5.60
Improper Disposal Fee if Customer places Bulky Items or Trash in wrong bin.	per occurrence	\$ 13.00
Appliance, Large and metal	each	\$ 30.65
Furniture, Bulky (Incl. \$5.08 Handling Fee + \$13.37 for weight)	each (measured avg. weight 180 lbs)	\$ 18.45
Mattress or box spring (incl. \$10.07 for Handling + \$5.57 for weight)	each (measured avg. weight 75 lbs)	\$ 15.64
Refrigerators	each	\$ 40.22
Tires: Small wheel barrow, scooter, small trailer, pneumatic <10"	each	\$ 6.23
Tires: Small wheel barrow, scooter, small trailer, pneumatic <10" with rim	each	\$ 7.67
Tires: Auto, pickup, motorcycle each	each	\$ 6.71
Tires: Auto, pickup, motorcycle each with rims	each	\$ 9.59
Tires: Truck	each	\$ 13.42
Tires: Truck with rims	each	\$ 24.93
Oversize tires (>60" in diameter), no rim	each	\$ 143.76
Loose Refuse per cubic yard	per cubic yard	\$ 20.42
Loose Brush per cubic yard (small quantities from self-haulers - GASQUET ONLY)	per cubic yard	\$ 6.46
<b>Household Hazardous Wastes</b>		
Household Shaprs in FDA-Approved Containers		No charge
Household Batteries		No charge
Televisions, Computer Monitors, and other CRT devices		No charge
<b>Commercial Hazardous Wastes (available only at the Del Norte County Transfer Station)</b>		
<b>Commercial Compact Fluorescent Tubes, each</b>	each	<b>\$ 1.80</b>
<b>Commercial Fluorescent Tubes, each 4'</b>	each	<b>\$ 3.54</b>
<b>Commercial Fluorescent Tubes, each 8'</b>	each	<b>\$ 7.09</b>

*Updated July 2017*

Gasquet Transfer Station Hours (July - September):  
Gasquet Transfer Station Hours (October - June):

Thursday & Saturday 10 AM - 4 PM  
Saturdays 10 AM - 4 PM

Klamath Transfer Station Hours (July - September):  
Klamath Transfer Station Hours (October - June):

**Sunday, Wednesday & Friday 10 AM - 4 PM**  
**Wednesday & Sunday 10 AM - 4 PM**



# Del Norte Solid Waste Management Authority

1700 State Street, Crescent City, CA 95531  
Phone (707) 465-1100 Fax (707) 465-1300  
[www.recycledelnorte.ca.gov](http://www.recycledelnorte.ca.gov)

The Authority's mission is the management of Del Norte County solid waste and recyclable material in an environmentally sound, cost effective, efficient and safe manner while ensuring 100% regulatory compliance with law.

## Staff Report

**Date:** 19 May 2017  
**To:** Commissioners of the Del Norte Solid Waste Management Authority  
**From:** Tedd Ward, M.S. - Director *Tedd*  
**File:** 120502 - Legislation  
**Attachments:** AB 1288 (Eggman)  
SB 168 Summary  
Memo from Richard Valle to other Alameda County Supervisors  
09 May 2017 Article from Resource Recycling magazine  
Californians Against Waste 3-year Fix for California Bottle Bill

**Subject:** 2017 Legislative Advocacy

**Summary / Recommendation:** That the Board review and adopt positions on the bills; and authorize staff and/or Commissioners to write, sign and submit letters and engage in other appropriate forms of organization and lobbying to advocate the adopted policy positions and interests of the Del Norte Solid Waste Management Authority.

**Background:** Staff will continue to work with Californians Against Waste, the California Product Stewardship Council, the Container Recycling Institute, and the Environmental Services Joint Powers Authority of the Regional Council of Rural Counties to monitor bills as they move through the legislative process and recommend advocacy positions when practical.

**Analysis:** At this time, staff are only recommending an advocacy position for one bill. Unfortunately, no bills currently on the legislative calendar will address the most central challenges to California's recycling infrastructure. Significant changes have been proposed by the Governor's office and may be made through the budgeting process.

The attachments to this report provide some background on these topics. Currently, the summary of the '3-year Fix' as proposed by Californians Against Waste is the most direct and focused effort to address the financial and marketing challenges facing California's recycling infrastructure, but these have not yet been placed into a bill.

Addressing the financial and marketing challenges facing California's recycling infrastructure is an ongoing concern, and staff will continue to seek ways the Board can most effectively voice our community's concerns

6.2

<b>Bill (Author)</b>	<b>Status (as of May, 19th)</b>	<b>Topic + Summary Description</b>	<b>Staff Recommended DNSWMA Position</b>
AB 1288 (Eggman)	Senate Health Committee  Last Action: 17 May 2017  Ordered to third reading	This bill would empower the State Air Resources Board to consider adjustments to the per-ton disposal fee assessed by CalRecycle in increase revenue, possibly including imposing those fees on transfer stations that do not dispose of materials in a California landfill (including DNCTS), or adjusting these fees based on the proportion of organic waste recovery.	<b>Watch.</b> As this empowers the Air Resources Board to essentially legislate CalRecycle fees through the regulatory process, the potential impacts of this bill are not clear at this point. If per-ton CalRecycle fees were imposed, it would cost the Authority an estimated additional \$27,500 annually.
SB168 (Wieckowski)	Senate Appropriation Committee – suspense file  Last Action: 15 May 2017	This bill proposes many changes to California’s Bottle Bill, turning it into a producer responsibility program modelled after the mattress bill, though CalRecycle retains most program and oversight responsibilities. Apart from support of Conservation Corps, this bill eliminates most grant programs supporting beverage container recycling.	<b>Oppose.</b> This overly complicated (167 page) bill would dramatically restructure California’s beverage container redemption system without addressing any of the substantial challenges facing these programs.

**Alternatives:** The Authority Board may revise any of the recommended positions, add, or delete any of the bills listed for policy advocacy. If any Board member wants to review any of these bills more thoroughly, staff will, upon advance request, bring printed copies of any of these bills to the Authority meeting.



AMENDED IN ASSEMBLY MAY 1, 2017

AMENDED IN ASSEMBLY APRIL 18, 2017

CALIFORNIA LEGISLATURE—2017—18 REGULAR SESSION

**ASSEMBLY BILL**

**No. 1288**

---

**Introduced by Assembly Member Eggman  
(Principal coauthor: Assembly Member McCarty)**

February 17, 2017

---

An act to amend Sections 42652.5, 48000, ~~48001~~, and 48004 of the Public Resources Code, relating to solid ~~waste: management: funding:~~ *waste*.

LEGISLATIVE COUNSEL'S DIGEST

AB 1288, as amended, Eggman. Solid waste: ~~charges: management:~~ *funding*.

(1) Existing law requires the State Air Resources Board, no later than January 1, 2018, to approve and begin implementing a comprehensive short-lived climate pollutant strategy to reduce statewide emissions of specified pollutants, including reducing methane emissions by 40% below 2013 levels by 2030. Existing law requires methane emissions reduction goals to include specified targets for reducing organic waste in landfills. Existing law requires the Department of Resources Recycling and Recovery, in consultation with the state board, to adopt regulations that achieve the specified targets for reducing organic waste in landfills.

This bill would require the department, in adopting those regulations, to conduct at least one public workshop to discuss funding strategies for new and expanded organic waste reduction infrastructure, including,

but not limited to, existing public and private funding models and opportunities for new statewide funding sources.

(2) The California Integrated Waste Management Act of 1989, which is administered by the Department of Resources Recycling and Recovery, generally regulates the management and recycling of solid waste. The act requires the operator of a disposal facility to pay to the State Board of Equalization a fee based on the amount of all solid waste disposed of at each disposal site. The act requires the department to establish the amount of the fee, as specified, and limits the fee to a maximum of \$1.40 per ton. Existing law requires the moneys collected from the fee to be deposited in the Integrated Waste Management Account and requires the moneys in the account to be used by the department, upon appropriation, for specified purposes, including, among others, the administration and implementation of the act.

This bill would require the department to use the moneys in the account also to maintain a prudent reserve for the administration and implementation of the act. ~~The bill would require the department and the state board to ensure that fees for solid waste disposal, including, but not limited to, fees on solid waste that is exported for disposal, are remitted to the state board in accordance with the financial provisions of the act.~~ The bill would also make nonsubstantive changes.

Vote: majority. Appropriation: no. Fiscal committee: yes.  
State-mandated local program: no.

*The people of the State of California do enact as follows:*

- 1 SECTION 1. Section 42652.5 of the Public Resources Code
- 2 is amended to read:
- 3 42652.5. (a) The department, in consultation with the State
- 4 Air Resources Board, shall adopt regulations to achieve the organic
- 5 waste reduction goals for 2020 and 2025 established in Section
- 6 39730.6 of the Health and Safety Code. The regulations shall
- 7 comply with all of the following:
- 8 (1) May require local jurisdictions to impose requirements on
- 9 generators or other relevant entities within their jurisdiction and
- 10 may authorize local jurisdictions to impose penalties on generators
- 11 for noncompliance.
- 12 (2) Shall include requirements intended to meet the goal that
- 13 not less than 20 percent of edible food that is currently disposed
- 14 of is recovered for human consumption by 2025.

1 (3) Shall not establish a numeric organic waste disposal limit  
2 for individual landfills.

3 (4) May include different levels of requirements for local  
4 jurisdictions and phased timelines based upon their progress in  
5 meeting the organic waste reduction goals for 2020 and 2025  
6 established in Section 39730.6 of the Health and Safety Code. The  
7 department shall base its determination of progress on relevant  
8 factors, including, but not limited to, reviews conducted pursuant  
9 to Section 41825, the amount of organic waste disposed compared  
10 to the 2014 level, per capita disposal rates, the review required by  
11 Section 42653, and other relevant information provided by a  
12 jurisdiction.

13 (5) May include penalties to be imposed by the department for  
14 noncompliance. If penalties are included, they shall not exceed  
15 the amount authorized pursuant to Section 41850.

16 (6) Shall take effect on or after January 1, 2022, except the  
17 imposition of penalties pursuant to paragraph (1) shall not take  
18 effect until two years after the effective date of the regulations.

19 (b) A local jurisdiction may charge and collect fees to recover  
20 the local jurisdiction's costs incurred in complying with the  
21 regulations adopted pursuant to this section.

22 (c) In adopting the regulations pursuant to subdivision (a), the  
23 department shall conduct at least one public workshop to discuss  
24 funding strategies for new and expanded organic waste reduction  
25 infrastructure, including, but not limited to, existing public and  
26 private funding models and opportunities for new statewide funding  
27 sources.

28 SEC. 2. Section 48000 of the Public Resources Code is  
29 amended to read:

30 48000. (a) Each operator of a disposal facility shall pay a fee  
31 quarterly to the state board that is based on the amount, by weight  
32 or volumetric equivalent, as determined by the department, of all  
33 solid waste disposed of at each disposal site.

34 (b) (1) The fee for solid waste disposed of shall be one dollar  
35 and thirty-four cents (\$1.34) per ton. Commencing with the  
36 1995–96 fiscal year, the amount of the fee shall be established by  
37 the department at an amount that is sufficient to generate revenues  
38 equivalent to the approved budget for that fiscal year, including a  
39 prudent reserve, but shall not exceed one dollar and forty cents  
40 (\$1.40) per ton.

1 (2) On and after July 1, 2012, the amount of the fee established  
2 by the department pursuant to paragraph (1) shall be increased by  
3 twelve cents (\$0.12) per ton for each operator of a solid waste  
4 landfill whose owner has notified the department that it elects to  
5 participate in the State Solid Waste Postclosure and Corrective  
6 Action Trust Fund pursuant to Article 2.1 (commencing with  
7 Section 48010).

8 (c) The department shall notify the state board on the first day  
9 of the period in which the rate shall take effect of any rate change  
10 adopted pursuant to paragraphs (1) and (2) of subdivision (b).

11 (d) The department and the state board shall ensure that all of  
12 the fees for solid waste imposed pursuant to this section that are  
13 collected at a transfer station are paid to the state board in  
14 accordance with this article.

15 (e) (1) The fee imposed by paragraph (2) of subdivision (b)  
16 shall not be operative on or after July 1, 2012, unless the  
17 department receives, on or before January 1, 2012, letters of  
18 participation in the State Solid Waste Postclosure and Corrective  
19 Action Trust Fund from landfill owners representing at least 50  
20 percent of the total volume of waste disposed of in 2010.

21 (2) The department shall notify the state board, on or before  
22 February 29, 2012, if the fee imposed by paragraph (2) of  
23 subdivision (b) shall become operative pursuant to paragraph (1).

24 ~~SEC. 3. Section 48001 of the Public Resources Code is~~  
25 ~~amended to read:~~

26 ~~48001. (a) The revenue from the fees paid pursuant to~~  
27 ~~paragraph (1) of subdivision (b) of Section 48000 shall, after~~  
28 ~~payment of refunds and administrative costs of collection, be~~  
29 ~~deposited in the Integrated Waste Management Account, which~~  
30 ~~is hereby created in the fund.~~

31 ~~(b) The department and the state board shall ensure that all of~~  
32 ~~the fees for solid waste disposal imposed pursuant to this chapter,~~  
33 ~~including, but not limited to, fees on solid waste that is exported~~  
34 ~~for disposal, are remitted to the state board in accordance with this~~  
35 ~~article.~~

36 ~~SEC. 4.~~

37 ~~SEC. 3. Section 48004 of the Public Resources Code is~~  
38 ~~amended to read:~~

1 48004. (a) The money in the account shall be used by the  
2 department, upon appropriation by the Legislature, for the  
3 following purposes:

4 (1) The administration and implementation of this division by  
5 the department, including a prudent reserve.

6 (2) The state water board's and regional water boards'  
7 administration and implementation of Division 7 (commencing  
8 with Section 13000) of the Water Code at solid waste disposal  
9 sites.

10 (b) It is the intent of the Legislature that an amount that is  
11 sufficient to fund state water board and regional water board  
12 regulatory activities for solid waste landfills be appropriated from  
13 the account by the Legislature in the annual Budget Act. Those  
14 persons who are required to pay the fee imposed pursuant to  
15 Section 48000 shall not be required to pay the annual fee imposed  
16 pursuant to subdivision (d) of Section 13260 of the Water Code  
17 with regard to the same discharge if the requirements for the waiver  
18 of that fee set forth in paragraph (3) of subdivision (d) of Section  
19 13260 of the Water Code are met.

20 (c) Notwithstanding subdivisions (a) and (b), if the fee  
21 established pursuant to Section 48000 does not generate revenues  
22 sufficient to fund the programs specified in this section or if the  
23 amount appropriated by the Legislature for these purposes is  
24 reduced, those reductions shall be equally and proportionally  
25 distributed between funding for the solid waste programs of the  
26 state water board and the regional water boards and the department.

AMENDED IN SENATE APRIL 06, 2017  
AMENDED IN SENATE FEBRUARY 28, 2017

CALIFORNIA LEGISLATURE— 2017–2018 REGULAR SESSION

SENATE BILL

No. 168

---

Introduced by Senator Wieckowski

January 23, 2017

---

~~An act to amend Section 14591 of the Public Resources Code, relating to recycling. An act to amend, repeal, and add Sections 12024.13, 21608.5, and 23671 of the Business and Profession Code, to amend, repeal, and add Sections 47605.1 and 47612.1 of the Education Code, to amend, add, and repeal Section 1720.4 of the Labor Code, to amend, repeal, and add Sections 186.2 and 186.8 of the Penal Code, to amend Section 12165 of the Public Contract Code, to amend Sections 14526.5, 14571.5, and 14571.8 of, to amend and repeal Section 17002 of, to amend, repeal, and add Sections 615, 5845.8, 14315, 17000, 17001, 19535, 31178, 40003, 42476, 42889, and 48653 of, to add Section 14100.5 to, to add Chapter 9 (commencing with Section 14600) to Division 12.1 of, to add Chapter 20.5 (commencing with Section 42984) to Part 3 of Division 30 of, to repeal Section 40511 of, and to repeal and add Division 12.1 (commencing with Section 14500) of, the Public Resources Code, to amend Sections 17153.5 and 24315 of the Revenue and Taxation Code, to amend, repeal, and add Sections 2370 and 2382 of the Streets and Highways Code, and to amend, repeal, and add Section 79714 of the Water Code, relating to recycling.~~

## LEGISLATIVE COUNSEL'S DIGEST

SB 168, as amended, Wieckowski. ~~California Beverage Container Recycling and Litter Reduction Act: infractions. Beverage Container Recycling Act of 2017.~~

(1) Existing law, the *Used Mattress Recovery and Recycling Act*, requires a mattress recycling organization, comprised of manufacturers of mattresses sold in the state, to develop and submit to the Department of Resources Recycling and Recovery for approval a plan, including a budget to implement the plan, for the recovery and recycling of used mattresses. The act requires the organization to submit annual reports to the department and subjects the organization to audits, if necessary. The act requires the organization to reimburse the department for costs for implementing and enforcing the act. Under the act, a retailer is prohibited from selling,

*distributing, or offering for sale a mattress in the state unless the retailer is in compliance with the act, and a manufacturer or renovator is prohibited from selling, offering for sale, or importing a mattress, or selling or distributing a mattress to a distributor or retailer, unless the manufacturer or renovator is in compliance with the chapter. A violation of the act may be subject to an administrative civil penalty.*

*This bill would require distributors of beverage containers in the state to form a beverage container stewardship organization. The organization would be required to develop and submit a plan and budget for the recovery and recycling of empty beverage containers similar to that described in the Used Mattress Recovery and Recycling Act, and would require the organization to establish a stewardship fee, to be paid by distributor members of the organization, to assist in covering the costs of implementing the program. The act would require the organization to reimburse the department for the department's costs of enforcement. The bill would impose similar administrative civil penalties for a violation of these provisions.*

*(2) The California Beverage Container Recycling and Litter Reduction Act, which is administered by the Department of Resources Recycling and Recovery, is established to promote beverage container recycling, and provides for the payment, collection, and distribution of certain payments and fees based on minimum refund values established for beverage containers. The act requires the department to annually designate convenience zones statewide and requires at least one certified recycling center or location within every convenience zone, as defined, that accepts all types of empty beverage containers and pays the refund value, if any, at one location. The act authorizes the director of the department to exempt, if certain conditions are met, an individual convenience zone from the requirement that it have at least one certified recycling center or location and limits the total number of exemptions the director may grant to 35% of the total number of convenience zones identified pursuant to the act. For purposes of the act, "supermarket" is defined as a full-line, self-service retail store with gross annual sales of \$2,000,000, or more, and that sells specified food items. A violation of the act is an infraction.*

*This bill, for purposes of defining a "supermarket," would increase the minimum gross annual sales to \$4,000,000 and make conforming changes. The bill, until December 31, 2020, would increase the limit on the total number of exemptions the director may grant to 50%.*

*(3) This bill, commencing January 1, 2021, would revise and recast the provisions of the California Beverage Container Recycling and Litter Reduction Act, which would be renamed the Beverage Container Recycling Program, and would include wine and distilled spirits as beverages under the program. The bill would specify a refund value for beverage containers and would require the department to provide recommendations to the Legislature on ways to increase the aggregate recycling rate if the recycling rate for beverage containers drops below a certain threshold. The bill would require the beverage container stewardship organization, as a part of its stewardship plan described above, to establish processes for the payment and collection of minimum refund values by the organization. The bill would require the organization to, among other things, designate convenience zones in the state to provide for the convenient redemption of beverage containers by consumers, establish an incentive payment to be paid by the organization to recycling centers for empty beverage containers redeemed by the recycling center, establish a payment to be paid by the organization to a processor to help ensure the processor, recycling center, or dropoff or collection program is not operating at a loss, establish procedures and funding for the recycling of empty beverage containers collected pursuant to*

*residential curbside collection programs and establish procedures for a consumer to redeem empty beverage containers if no certified recycling center is not established in a convenience zone. By increasing the scope of various crimes, this bill would impose a state-mandated local program. The bill would require the beverage container stewardship organization to retain refund values not redeemed and to use those moneys for the administration of the beverage container stewardship program and for specified purposes relating to the recycling of beverage containers. The bill would repeal certain annual disbursements that are made by the department under the act, and would limit moneys received by the department under the program to penalties for violating these provisions and charges to fund the department's administration of the program.*

*(4) The California Constitution requires the state to reimburse local agencies and school districts for certain costs mandated by the state. Statutory provisions establish procedures for making that reimbursement.*

*This bill would provide that no reimbursement is required by this act for a specified reason.*



## Redemption Center Closures and Homeless Crisis: Two Sides of the Same Nickel

To: Elected Officials in Alameda County

From: Richard Valle, Alameda County Supervisor, District 2<sup>i</sup>

My job as Alameda County Supervisor forces me to deal with income inequality nearly every day. Chronic homelessness is its most extreme expression. I'm guessing you lose sleep over the same problem.

As elected officials in Alameda County's fourteen cities, we see the burgeoning tent camps near freeway ramps and under overpasses that have sprung up in the last couple of years. We send in cleanup crews and police to try to control them, only to watch them spring up again in different locations.

Some causes for these signs of hopelessness are national and even global forces outside our control. **But one force that has aggravated the despair is something that we are uniquely qualified to reverse - right now. That is the policy failure that has caused California's container redemption program to collapse over the last four years.**

In 2016 consumers bought more than \$7 billion in beverages whose containers were covered by the redemption law. But oddly, the recycling rate has dropped even though convenient curbside recycling collection serves our urban areas. The difference is that until recently, returning the containers to redeem the deposits provided tens of millions of dollars a year to consumers, and also - importantly - provided supplemental income to low-income, rural, and homeless people willing to work hard for nickels. **These anti-litter nickels add up to tens of millions of dollars a year in de facto social service support.**

The nickels are given back at redemption centers, but in four years California has lost about 35% of its centers from their peak in 2013. Almost 900 have already closed, and more are on the brink. Only 1,692 were still open in early April.<sup>ii</sup> Without them, the State keeps deposits and doesn't return them. **The redemption fund has posted a surplus of \$250 million.<sup>iii</sup> That's more than enough to stop the closures. What's going on?**

The nickels are managed by CalRecycle, which isn't paying businesses that handle the materials a "living wage" for their services, as they're mandated to do. Instead, since 2012, payments to redemption centers have fallen short by more than \$43 million! When centers can't pay their bills, they have to close. So far 894 of them have done just that.

Alameda County still has 28 redemption centers. Six are in Oakland. Berkeley's nonprofit program, one of the largest redeemers, came perilously close to bankruptcy in 2016. The City kept it afloat by paying for processing rigid plastics. Not beverage containers.

In California's system, independent small businesses supply the locations, capital, and skilled labor to process and sell their resources. Economically challenged people supply the labor to collect the materials, largely from the streets. **California's consumer-financed container redemption program pays for the work, putting cash into the pockets of people who need it most. Without it, they rely on other municipal services even more.**

These people, many of them elderly, work hard as they scour the gutters, public trash cans, waterfront areas, and roadsides for bottles and cans that they can exchange for money at buyback operations. **Letting 894 redemption centers close has reduced their income by about \$3 million dollars a month statewide.**<sup>iv</sup> Since 2013 the recycling rate for these materials has dropped by about 6%. Californians Against Waste says that for every 1% drop, 234 *million* containers "become litter or landfill."<sup>v</sup>

**This collapse is a failure of policy.** The bad news is that the redemption system crisis is getting worse, not better. But there is good news, too.

**As you know better than most, policies can be changed. You who are receiving this letter and attachments are the designated change agents for local policy. The voters chose all of us to do this. It's time for all of us to woman- and man-up.**

**This redemption crisis gives us the best opportunity in many years to fix the payment system and restore this social service to health. There isn't a moment to lose.**

**What You Can Do:** First read the attached background articles for a briefing on the dimensions of the problem statewide and in your area. Then add your signature to the "Redemption Center Quick Fix" put together by Californians Against Waste, which will fix CalRecycle's payment process *in the State budget*. It's faster than changing other legislation, and you know how important budget controls are.

**The next few days are crucial in the process.** Please convey your support for the "3-Year Fix for California Bottle Bill" to Governor Jerry Brown and to CalRecycle. It's urgent.

**Please sign onto this open letter and share it with your constituents.**

Thank you for all your work on behalf of our communities.

Richard Valle

---

<sup>i</sup> I am from Union City, where I was Mayor for 13 years. Also I founded and am the President of Tri-CED Community Recycling, the largest nonprofit recycling organization in the state.

<sup>ii</sup> <https://resource-recycling-com/recycling/2017/05/09/analysis-says-californias-atypical-regulations-hurt-bottle-redemption-centers>.

<sup>iii</sup> Mark Murray, Californians Against Waste.

<sup>iv</sup> Container Recycling Institute.

<sup>v</sup> "3-year Fix for California Bottle Bill," Californians Against Waste, May 8, 2017.

(<https://www.resource-recycling.com/recycling>)

## RESOURCE RECYCLING

Your trusted source for recycling news and analysis

### Analysis says California's atypical regulations hurt bottle redemption centers (<https://resource-recycling.com/recycling/2017/05/09/analysis-says-californias-atypical-regulations-hurt-bottle-redemption-centers/>)

Posted on May 9, 2017

by Colin Staub (<https://resource-recycling.com/recycling/author/colinstaub/>)

The Golden State's container redemption program differs from bottle bills in other states, and according to a new study, that might be bringing it down.

More than 300 collection centers, which accept drink containers covered by the California Redemption Value (CRV) program, have [closed their doors](https://resource-recycling.com/recycling/2016/04/11/group-says-10-percent-of-california-redemption-centers-closed-this-year/) (<https://resource-recycling.com/recycling/2016/04/11/group-says-10-percent-of-california-redemption-centers-closed-this-year/>) in the past 16 months, according to the state Legislative Analyst's Office (LAO).



In light of that trend, the nonpartisan agency released an [analysis](http://lao.ca.gov/Publications/Report/3649) (<http://lao.ca.gov/Publications/Report/3649>) last month looking at the unintended consequences of the way the state program is set up. The review pointed to a few aspects peculiar to California's program and contrasted them with programs in nine other deposit states.

The CRV program adds a 5- or 10-cent surcharge on drink containers, with the amount depending on their size. The charge is refunded when the container is returned for recycling. Most returns are done through collection centers, also known as redemption or recycling centers.

The CRV program collects an immense number of containers. From July 2015 through June 2016 – the most recent 12-month period for which [figures](http://www.calrecycle.ca.gov/BevContainer/Rates/BiannualRpt/default.htm) (<http://www.calrecycle.ca.gov/BevContainer/Rates/BiannualRpt/default.htm>) are available – the state redeemed 8.6 billion PET containers, 7.5 billion aluminum cans and 2.4 billion glass bottles, out of more than 18.7 billion beverage containers altogether.

#### Collection center closures

As of early April there were [1,692 collection centers](http://www.calrecycle.ca.gov/Actions/Documents%5c85%5c20172017%5c1873%5cBEVERAGE%20CONTAINER%20CLOSURES%20REPORT%20FINAL%204-11-17.pdf) (<http://www.calrecycle.ca.gov/Actions/Documents%5c85%5c20172017%5c1873%5cBEVERAGE%20CONTAINER%20CLOSURES%20REPORT%20FINAL%204-11-17.pdf>) operating, down from 1,832 one year earlier. The CRV program establishes "convenience zones" that cover a half-mile around supermarkets with annual sales of more than \$2 million. If there is no collection center in these areas, the supermarket is responsible for redeeming covered containers or paying a daily fee to opt out.

The percentage of convenience zones unserved by a collection center statewide jumped from 14 percent to 25 percent from March 2016 to March 2017. That impacts businesses, which become legally obligated to redeem or pay the fee, and consumers, who have fewer options for redemption.

#### Lagging handling fees

California collection centers are responsible for selling containers to processors, as opposed to other states in which beverage distributors fund that process. That means collection centers have to absorb the cost when scrap values fall. The LAO noted that often hits collection centers harder than it does distributors, which tend to be larger companies.

Resource Recycling

Search

in

(<https://www.linkedin.com/company/resource-recycling-inc->)

JOIN US FOR THE  
**RESOURCE  
RECYCLING CONFERENCE**

**AUGUST 28-30, 2017**  
MINNEAPOLIS, MINNESOTA  
HYATT REGENCY

VISIT [RRCONFERENCE.COM](http://RRCONFERENCE.COM) TO REGISTER

(<http://rrconference.com/>)

#### The latest recycling industry news

**Aluminum giant now uses 55 percent recycled content** (<https://resource-recycling.com/recycling/2017/05/16/aluminum-giant-now-uses-55-percent-recycled-content/>)

Aluminum rolling and recycling company Novelis continues to boost its usage of recovered metals.

**North American recovered paper rates and usage hit new highs** (<https://resource-recycling.com/recycling/2017/05/16/north-american-recovered-paper-rates-usage-hit-new-highs/>)

For the second year in a row, U.S. paper recovery marked a record high in 2016. Use of recycled paper is also marking a new milestone in Canada.

**State recycling program targeted for elimination** (<https://resource-recycling.com/recycling/2017/05/16/state-recycling-program-targeted-for-elimination/>)

A North Carolina government office that provides substantial recycling industry support would be eliminated as part of a budget bill approved by the state Senate last week.

That's why collection centers located within convenience zones receive payments from the California Department of Resources Recycling and Recovery (CalRecycle) to offset the difference between scrap values and collection costs. This is similar to the handler fee paid to redemption centers in many other states, except for how the fee is set. Rather than an amount set by lawmakers, California's payments are based on the average cost to collection centers.

But the LAO pointed out the handler fee amount is only updated quarterly, which often fails to keep up with quickly fluctuating commodity prices. Other unexpected economic changes can take even longer to factor into the handler fee. For instance, the report cited a recent raise in the minimum wage and explained that "these increases will not fully be reflected in the handling fee amount for several years until data can be collected and incorporated in the next cost survey completed following those increases - likely in 2020."

### Lacking flexibility

Finally, the LAO report took note of the operational flexibility redemption outlets enjoy in other states, compared with the relative rigidity of California's redemption center requirements. Along with simple requirements such as mandated hours of operation, California prohibits certain departures from standard bottle collection systems that have been implemented in other states. As examples, mobile collection programs, such as those in Hawaii and New York, are not allowed. Bulk collection, in which customers can drop off bags full of containers for redemption, is also limited.

"Removing requirements that are costly or not effective could make additional closures less likely," the report concluded. "If there is concern that eliminating some requirements might reduce consumer convenience, the Legislature could consider using pilot projects to collect data and monitor the effects of the change before implementing them statewide."

(<http://www.novoterecycling.com/>) ([http://www.max-ai.com/video-max-ai-autonomous-qc/?utm\\_source=Resource%20Recycling%20enews&utm\\_medium=cube&utm\\_campaign=Max-AI](http://www.max-ai.com/video-max-ai-autonomous-qc/?utm_source=Resource%20Recycling%20enews&utm_medium=cube&utm_campaign=Max-AI))

Posted in [News](https://resource-recycling.com/recycling/category/news/) | Tagged [California](https://resource-recycling.com/recycling/tag/california/), [collection](https://resource-recycling.com/recycling/tag/collection/), [container deposit](https://resource-recycling.com/recycling/tag/container-deposit/), [legislation](https://resource-recycling.com/recycling/tag/legislation/)

### Post navigation

[← Previous](https://resource-recycling.com/recycling/2017/05/09/maryland-approves-biodegradable-labeling-law-composting-study/)

[Next →](https://resource-recycling.com/recycling/2017/05/09/keys-rolling-effective-mandatory-recycling-ordinance/)

Subscribe today for weekly updates

Name

First

Last

Email \*

Choose from our free e-newsletter offerings below \*

- Resource Recycling (weekly)
- Plastics Recycling Update (weekly)
- E-Scrap News (weekly)
- Plastics Recycling Update: Technology Edition (monthly)

### Technology spurs the next level of bale quality control (<https://resource-recycling.com/recycling/2017/05/16/tec-spurs-next-level-bale-quality-control/>)

Avangard Innovative is continuing its efforts to optimize recycling streams with the assistance of new technology, and the results are playing into bale price negotiations.

### Connecticut and Iowa serve as bottle bill case studies (<https://resource-recycling.com/recycling/2017/05/16/ct-iowa-serve-bottle-bill-case-studies/>)

With the frequency of container deposit-related legislation, advocates often look to other states for examples of what to expect when a new law is proposed, and there's no shortage of states to refer to.

### Grant watch: May 16, 2017 (<https://resource-recycling.com/recycling/2017/05/16/grant-watch-may-16-2017/>)

A pair of Northeast states accept applications for recycling-related grants, and funds are awarded for a host of initiatives in Midwest and West Coast jurisdictions.

### In other news: May 16, 2017 (<https://resource-recycling.com/recycling/2017/05/16/new-may-16-2017/>)

A contamination-reduction campaign draws an angry response from some residents, and New York City approves a ban on polystyrene foam food-service items (again).

### See more Resource Recycling headlines (<https://resource-recycling.com/recycling/category/news/>)

(<http://cpm.net/>)



(<http://www.cmtirerecyclingequipment.com>)



(<http://www.bulkhandlingsystems.com/marecovery-facilities-mrfs>)



## From Californians Against Waste

### 3-year Fix for California Bottle Bill

May 8, 2017

#### Problem

- Scrap prices empty beverage containers have dropped by as much as 50% since 2013, reducing scrap revenue for California's recycling infrastructure by \$66 million annually.
- As reported by the Legislative Analyst's Office (LAO), and contrary to legislative intent, current program payments are failing to cover the net cost of recycling, let alone provide a 'reasonable financial return'.
- A series of double-digit reductions in the cost basis for payments to all recycling operations (oldline, CZ & curbside), in 2016 & 2017 have cost public and private recyclers more than \$30 million in the last 15 months, undermining the financial viability of California's recycling infrastructure.
- These program underpayments are the cause of the massive closure of recycling centers: more than 560 recycling centers have closed in the last 15 months, including 320 (25% of total) supermarket-based "convenience zone" centers.
- Most of the closed centers are single location/sole proprietor operations.
- Recycling rates have dropped below 80% for the first time since 2008.
- Projected 2016 rates are 3 percentage points below 2015, and 6 percentage points below 2013.
- Every one percent drop in recycling equals about 234 million containers/13,000 tons littered or landfilled.
- Consumers in many rural areas are unable to redeem containers in their communities.
- Consumers who redeem containers for cash—*think about who that is*—are receiving \$2-3 million per month less in refunds compared to 2015.
- More than 25% of zones in the State—including 15% of Los Angeles, 43% of San Jose, and 88% of San Francisco, are unserved by a recycling center.
- More than 3500 beverage dealers are now located in areas not served by recycling centers, triggering an in-store takeback obligation that is inconvenient and costly for consumers and retailers.

#### Essential/Urgent/Non-controversial Fixes: Fund Infrastructure /Bring Back Centers:

- Adjustment of Processing Payments & Handling Fees to reflect the actual 2015 cost of recycling, COLA and reasonable (5%) financial return [Same as last year's SB 842].
- Make HF's available to any entity willing to establish a certified recycling location within a currently unserved zone, regardless of physical location.
- Authorize CalRecycle to provide up to \$3 million in supplemental HF's in rural/underserved areas to bring back recycling centers. [Same as last year's SB 842].
- Authorize CalRecycle to initiate 'alternative' redemption options, including mobile recycling, in San Francisco and other 'underserved' areas.
- Redirect CalRecycle staff and 'in-lieu payment revenue' to siting redemption locations in unserved zones.
- Suspend Future Cost Calculations until marketplace stabilizes (use 2015 costs with annual COLA).
- Immediate and temporary suspension of enforcement of retailer 'take back' obligation impacted by recent closures outside of retailer control (Closures 1/1/16 thru 4/1/17). [Same as last year's SB 842].